




Club Health Assessment for District 2 T1 through March 2025

			Status	Membership							Reports					Finance	LCIF	
Club Number	Club Name	Charter Date		Current Member Count	YTD Members Added	YTD Members Dropped	YTD Net Growth	YTD Net Growth%	Member Count 12 Months Ago	Avg. length of service for dropped members	Months Since Last MMR ***	Yrs. Since Last Officer Report	President Rotation	Vice President Reported ****	Months Since Last Activity Report ***	Account Balance	Donations for current Fiscal Year	
			Number of times on status quo within last two years	If below 15 members appears					If net loss is greater than 20% appears			If no report in 3 months appears in	When more than one year appears in	Number of repeat terms	Notes the officers that do not have appears in an active	If no report at 12 months red		
Clubs less than two years old																		
156363	West Plains	10/10/2023	Active	32	7	11	-4	-11.11%	34	2	1			VP	0		\$980.00	
Clubs more than two years old																		
627	ADRIAN	09/25/1958	Active	7	0	0	0	0.00%	7		13		4	P,M,VP,SC	N/R	90+ Days		
140661	Amarillo Community	01/16/2020	Active	27	0	1	-1	-3.57%	30	2	6		N	M,SC	6			
628	AMARILLO DOWNTOWN	09/20/1919	Active	74	6	6	0	0.00%	61	2	1		N	M,SC	0		\$1,045.00	
Exc Award (06/30/2018)																		
148903	Amarillo El Barrio	12/01/2021	Active(2)	11	1	9	-8	-42.11%	19	3	3		N	S,M,SC	4			
43701	AMARILLO LAKE TANGLEWOOD	04/19/1984	Active	45	1	2	-1	-2.17%	44	1	1		N	M,SC	8		\$1,560.00	
Exc Award (06/30/2022, 06/30/2024)																		
49791	AMARILLO LONESTAR	08/03/1989	Active	16	0	0	0	0.00%	16		0		N	P,M,VP,SC	24+		\$80.00	
629	AMARILLO NORTH	06/21/1954	Active	7	0	2	-2	-22.22%	9	38	3		IP	M,SC	23		\$45.00	
149603	Amarillo River Falls	01/21/2022	Active	1	0	12	-12	-92.31%	30	3	2		2	S,T,M,VP,SC	N/A			
635	AMARILLO TASCOSA	10/23/1968	P- Active	0	0	11	-11	-100.00%	12	23	1		None	P,S,T,M,VP SC	24+		\$55.00	
129083	Booker	10/25/2016	Active	16	5	5	0	0.00%	16	7	1			VP,SC	N/R		\$95.00	
125262	Borger	06/24/2015	Active(1)	9	0	0	0	0.00%	9		22		4	R	M,SC	24+		
639	CANADIAN	08/13/1948	Active	9	1	0	1	12.50%	9		2		2	R	M,SC	22	\$80.00	
640	CANYON	05/02/1940	Active	232	27	24	3	1.31%	237	9	0		N	SC	0		\$2,395.00	
Exc Award (06/30/2022, 06/30/2023, 06/30/2024)																		
643	CLARENDON	10/17/1922	Active	41	4	1	3	7.89%	43	2	3		N	M,VP	24+	90+ Days	\$30.00	
Exc Award (06/30/2021, 06/30/2022)																		
43971	DARROUZETT	06/06/1984	Active	16	0	0	0	0.00%	16		12		R	M,VP,SC	0		\$80.00	
649	DIMMITT	04/22/1930	Active(1)	18	1	0	1	5.88%	18		1		3	R	M,SC	24+	\$170.00	
651	DUMAS NOON	08/27/1930	Active	211	44	56	-12	-5.38%	221	7	0			VP,SC	24+	90+ Days	\$2,115.00	
47218	FOLLETT	04/20/1987	Active	13	0	2	-2	-13.33%	15	8	3		11	R	M,VP,SC	11		
657	FRIONA NOON	04/25/1968	Active(1)	20	0	0	0	0.00%	20		22		3	R	T,M,VP,SC	24+		



Club Health Assessment for District 2 T1 through March 2025

Club Number	Club Name	Charter Date	Status	Membership							Reports					Finance	LCIF
				Current Member Count	YTD Members Added	YTD Members Dropped	YTD Net Growth	YTD Net Growth%	Member Count 12 Months Ago	Avg. length of service for dropped members	Months Since Last MMR ***	Yrs. Since Last Officer Report	President Rotation	Vice President Reported ****	Months Since Last Activity Report ***	Account Balance	Donations for current Fiscal Year
			Number of times on status quo within last two years	If below 15 members appears				If net loss is greater than 20% appears			If no report in 3 months appears	When more than one year appears in	Number of repeat terms	Notes the officers that do not have an active	If no report at 12 months appears in red		
659	GROOM	04/24/1946	Active	21	0	1	-1	-4.55%	21	2	7		3	R	M,SC	7	
660	GRUVER	06/10/1954	Active	23	3	2	1	4.55%	22	11	1		2		P,M,VP,SC	N/R	\$110.00
664	HEDLEY	04/28/1942	Active	12	4	6	-2	-14.29%	14	4	2		6		M,VP,SC	24+	
665	HEREFORD	09/28/1928	Active	74	8	5	3	4.23%	75	15	0			N	M,SC	24+	
675	MEMPHIS	05/04/1942	Active	16	0	2	-2	-11.11%	18	11	0			N	P,M,SC	24+	
681	PAMPA	04/22/1927	Active	24	6	6	0	0.00%	27	3	0		2	N		24+	
683	PANHANDLE	09/08/1929	Active	10	0	1	-1	-9.09%	10	17	3		2	R	M,SC	18	\$55.00
142628	Panhandle Plains Kids Count	08/31/2020	Active(1)	11	3	15	-12	-52.17%	23	5	0			N	M,SC	N/A	90+ Days
684	PERRYTON	06/20/1928	Active	48	7	6	1	2.13%	47	8	1			N	M,SC	6	\$465.00
688	QUITAQUE	04/12/1948	Active(1)	14	0	0	0	0.00%	14		1		2		M,VP,SC	N/R	
696	STRATFORD	02/27/1946	Active	17	0	2	-2	-10.53%	19	38	3			N	P,M,VP,SC	N/R	
698	SUNRAY	04/16/1957	Active	28	1	1	0	0.00%	27	2	3			N	SC	24+	\$140.00
702	WELLINGTON	11/16/1970	Active	27	1	4	-3	-10.00%	27	7	2			N	SC	1	\$295.00
703	WHEELER	06/25/1971	Active	15	0	0	0	0.00%	15		9		4		P,M,VP,SC	24+	\$75.00
704	WHITE DEER	02/22/1946	Active	12	0	0	0	0.00%	13		10			N	M,SC	N/R	\$120.00

Clubs Cancelled Previous Fiscal Year – Clubs Cancelled within last 12 months may be reinstated

Club Number	Club Name	Charter Date	Current Status*	Cancellation Date
695	SPEARMAN	06/21/1928	Cancelled(8*)	06/29/2024

Current Total Clubs Count	YTD New Clubs Count	YTD Cancelled Clubs Count	YTD Net Club Gain	Current Total Members Count	YTD Add	YTD Drop	YTD Net Growth	YTD Net Growth %	Member Count 12 Months Ago	Average Member Count Per Club	% of Clubs with less than 20 members	% No MMR in 3 Months	% No Officer Report in 12 Months	% of Clubs with balance 90+ days	Number of Clubs in Status Quo	% Status Quo Clubs in Financial Suspension	Number of Cancelled Clubs	Average Cancelled Club Age	Members Lost Due to Cancellation	% of Clubs Cancelled for Non-Financial Reasons
35	0	0	0	1,157	130	193	-63	-5.16%	1,238	33	57%	43%	0%	11%	0	0%	0	0	0	0%



Club Health Assessment for District 2 T1 through March 2025

			Status	Membership							Reports					Finance	LCIF
Club Number	Club Name	Charter Date		Current Member Count	YTD Members Added	YTD Members Dropped	YTD Net Growth	YTD Net Growth%	Member Count 12 Months Ago	Avg. length of service for dropped members	Months Since Last MMR ***	Yrs. Since Last Officer Report	President Rotation	Vice President Reported ****	Months Since Last Activity Report ***	Account Balance	Donations for current Fiscal Year
			Number of times on status quo within last two years	If below 15 members appears				If net loss is greater than 20% appears			If no report in 3 months appears in	When more than one year appears in	Number of repeat terms	Notes the officers that do not have an active	If no report at 12 months appears in red		

* - P - Priority Club. Cancellation Reasons: 1-Objectives/conduct, 2-Non-active club, 5-Non-existing club, 6-Disbanding, 7-Merger, 8-Financial Suspension, 9-District/Multiple District Dues.
** - Abbreviation: P-President, S-Secretary, T-Treasurer, M-Member Chairperson, VP-First Vice President, MC-Communications Chairperson, SC-Service Chairperson
*** - Abbreviation: N/R - Never reported using the Lions Clubs website, N/A - Not applicable, No password registered for the Lions Clubs website.
**** - Abbreviation: N - New, IP - Immediate Past, R - Repeat.



Club Health Assessment for District 2 T2 through March 2025

			Status	Membership							Reports					Finance	LCIF
Club Number	Club Name	Charter Date		Current Member Count	YTD Members Added	YTD Members Dropped	YTD Net Growth	YTD Net Growth%	Member Count 12 Months Ago	Avg. length of service for dropped members	Months Since Last MMR ***	Yrs. Since Last Officer Report	President Rotation	Vice President Reported ****	Months Since Last Activity Report ***	Account Balance	Donations for current Fiscal Year
			Number of times on status quo within last two years	If below 15 members appears					If net loss is greater than 20% appears			If no report in 3 months appears in	When more than one year appears in	Number of repeat terms	Notes the officers that do not have an active	If no report at 12 months appears in red	
Clubs more than two years old																	
128977	Brownfield Noon	10/04/2016	Active	38	5	7	-2	-5.00%	39	4	1		2	N	M,SC	0	\$500.00
Exc Award (06/30/2024)																	
713	COTTON CENTER	02/15/1960	Active	16	0	0	0	0.00%	16		7		4		S,T,M,VP,SC	24+	90+ Days \$50.00
714	CROSBYTON	01/25/1937	Active	28	1	2	-1	-3.45%	28	48	3				M,VP,SC	24+	\$50.00
716	EARTH	06/02/1947	Active	14	0	1	-1	-6.67%	15	3	0			N	P,M,VP,SC	1	\$50.00
718	FLOYDADA	06/28/1946	Active	15	1	1	0	0.00%	17	1	2			N	M,SC	24+	\$50.00
719	HALE CENTER	01/14/1946	Active	9	0	2	-2	-18.18%	11	31	4				M,VP,SC	4	\$50.00
134656	Idalou	04/30/2018	Active(2)	20	0	0	0	0.00%	20		7		3		M,VP,SC	24+	90+ Days \$50.00
722	JAYTON	11/02/1967	Active	22	5	5	0	0.00%	22	3	1			N	M,VP,SC	24+	\$58.00
727	LEVELLAND	11/14/1938	Active(2)	40	0	0	0	0.00%	39		9			N	SC	24+	90+ Days \$111.00
34598	LEVELLAND EVENING	11/21/1977	Active	5	0	1	-1	-16.67%	6	6	2		6		P,M,VP,SC	24+	\$18.00
730	LITTLEFIELD EARLY RISERS	07/23/1973	Active	15	0	4	-4	-21.05%	19	5	1				T,M,VP,SC	24+	\$80.00
Exc Award (06/30/2022)																	
733	LORENZO	03/15/1945	Active	14	0	0	0	0.00%	13		7		4		P,M,VP,SC	24+	\$60.00
734	LUBBOCK	07/29/1929	Active	230	20	18	2	0.88%	228	11	1		2	R	SC	1	\$2,404.00
Exc Award (06/30/2016)																	
735	LUBBOCK HUB	02/22/1954	Active	8	0	0	0	0.00%	8		7		4		M,VP,SC	24+	90+ Days \$60.00
Exc Award (06/30/2017)																	
136443	Lubbock Llano	09/18/2018	Active	24	1	0	1	4.35%	25		0		2	N	M,SC	1	\$138.00
737	LUBBOCK REDBUD SQUARE	03/20/1969	Active	27	2	1	1	3.85%	27	17	6			R	M,VP,SC	0	90+ Days \$395.00
740	LUBBOCK SOUTH PLAINS	03/02/1951	Active	49	7	5	2	4.26%	47	20	0			N		2	\$1,050.00
Exc Award (06/30/2023)																	
741	MORTON	09/29/1938	Active(2)	21	0	1	-1	-4.55%	20	9	3				M,VP,SC	15	90+ Days \$100.00
Exc Award (06/30/2016)																	
673	MOTLEY COUNTY	09/25/1928	Active(1)	15	0	3	-3	-16.67%	18	23	2		2		M,VP,SC	24+	\$60.00
125444	Muleshoe	07/23/2015	Active(1)	7	0	4	-4	-36.36%	11	7	7		3		P,M,VP,SC	24+	\$60.00



Club Health Assessment for District 2 T2 through March 2025

			Status		Membership						Reports					Finance		LCIF		
Club Number	Club Name	Charter Date		Current Member Count	YTD Members Added	YTD Members Dropped	YTD Net Growth	YTD Net Growth%	Member Count 12 Months Ago	Avg. length of service for dropped members	Months Since Last MMR ***	Yrs. Since Last Officer Report	President Rotation	Vice President Reported ****	Months Since Last Activity Report ***	Account Balance	Donations for current Fiscal Year			
			Number of times on status quo within last two years	If below 15 members appears					If net loss is greater than 20% appears			If no report in 3 months appears in	When more than one year appears in	Number of repeat terms	Notes the officers that do not have an active	If no report at 12 months appears in red				
119406	OLTON	05/17/2013	Active	11	0	0	0	0.00%	11		7		2	P,T,M,VP,SC	24+	90+ Days	\$60.00			
748	PLAINVIEW	10/21/1929	Active	87	14	16	-2	-2.25%	94	9	0			N	M,SC	0	\$897.00			
Exc Award (06/30/2022)																				
33504	PLAINVIEW BREAKFAST	03/24/1977	Active	8	1	0	1	14.29%	7		5			N	M,SC	6	\$60.00			
751	RALLS	03/06/1953	Active	10	0	0	0	0.00%	10		68		2	P,M,VP,SC	N/R		\$60.00			
752	ROBY	03/21/1941	Active	20	9	1	8	66.67%	12	0	2			IP	SC	2	\$60.00			
Exc Award (06/30/2019, 06/30/2024)																				
753	ROPESVILLE	03/26/1953	Active(1)	44	2	10	-8	-15.38%	52	11	1		2	R	SC	24+	90+ Days	\$60.00		
754	ROTAN	07/08/1947	Active	2	0	1	-1	-33.33%	3	58	4		7		M,VP,SC	2	90+ Days	\$60.00		
756	SEMINOLE	07/10/1940	Active	23	2	6	-4	-14.81%	26	11	2				P,T,M,VP,SC	2		\$111.00		
758	SHALLOWATER	03/30/1954	Active	33	3	5	-2	-5.71%	30	17	0			N	M,SC	5		\$105.00		
759	SLATON	01/19/1960	Active	21	3	6	-3	-12.50%	23	7	2		2	R	M,SC	N/R		\$60.00		
760	SNYDER	08/19/1924	Active	60	9	15	-6	-9.09%	69	5	0			N		5		\$1,841.00		
769	WHITHARRAL	01/23/1958	Active	25	0	1	-1	-3.85%	26	14	1		6		P,M,VP,SC	2		\$60.00		
61488	WOLFFORTH	02/08/1999	P- Active	0	0	0	0	0.00%	0		16	1	None		P,S,T,M,VP SC	24+				
Current Total Clubs Count	YTD New Clubs Count	YTD Cancelled Clubs Count	YTD Net Club Gain	Current Total Members Count	YTD Add	YTD Drop	YTD Net Growth	YTD Net Growth %	Member Count 12 Months Ago	Average Member Count Per Club	% of Clubs with less than 20 members	% No MMR in 3 Months	% No Officer Report in 12 Months	% of Clubs with balance 90+ days	Number of Clubs in Status Quo	% Status Quo Clubs in Financial Suspension	Number of Cancelled Clubs	Average Cancelled Club Age	Members Lost Due to Cancellation	% of Clubs Cancelled for Non-Financial Reasons
33	0	0	0	961	85	116	-31	-3.13%	992	29	45%	45%	3%	27%	0	0%	0	0	0	0%

* - P - Priority Club. Cancellation Reasons: 1-Objectives/conduct, 2-Non-active club, 5-Non-existing club, 6-Disbanding, 7-Merger, 8-Financial Suspension, 9-District/Multiple District Dues.

** - Abbreviation: P-President, S-Secretary, T-Treasurer, M-Member Chairperson, VP-First Vice President, MC-Communications Chairperson, SC-Service Chairperson

*** - Abbreviation: N/R - Never reported using the Lions Clubs website, N/A - Not applicable, No password registered for the Lions Clubs website.

**** - Abbreviation: N - New, IP - Immediate Past, R - Repeat.




Club Health Assessment for District 2 T3 through March 2025

			Status	Membership							Reports					Finance		LCIF
Club Number	Club Name	Charter Date		Current Member Count	YTD Members Added	YTD Members Dropped	YTD Net Growth	YTD Net Growth%	Member Count 12 Months Ago	Avg. length of service for dropped members	Months Since Last MMR ***	Yrs. Since Last Officer Report	President Rotation	Vice President Reported ****	Months Since Last Activity Report ***	Account Balance	Donations for current Fiscal Year	
			Number of times on status quo within last two years	If below 15 members appears				If net loss is greater than 20% appears			If no report in 3 months appears in	When more than one year appears in	Number of repeat terms	Notes the officers that do not have an active	If no report at 12 months appears in red			
Clubs less than two years old																		
157887	Clint Pecan Valley	05/17/2024	Active	20	0	0	0	0.00%	0		7		2	M,VP,SC	N/R	90+ Days		
157204	El Paso Desert Star	02/05/2024	Active	24	5	10	-5	-17.24%	26	1	0		2	R M,SC	0			
Exc Award (06/30/2024)																		
155827	Presidio del Norte	09/29/2023	Active(2)	20	0	0	0	0.00%	20		5			N M,SC	N/R	90+ Days		
Clubs more than two years old																		
772	ALPINE	09/24/1941	Active	31	4	0	4	14.81%	27		5			N	1		\$3,100.00	
774	ANDREWS DOWNTOWN	10/14/1941	Active	42	1	5	-4	-8.70%	49	2	6			N SC	7		\$2,326.00	
779	CRANE NOON	10/22/1940	Active	11	1	0	1	10.00%	10		8			N T,M,SC	2			
132327	El Paso Centennial	07/27/2017	Active	26	4	3	1	4.00%	24	3	0		2	N	0		\$917.00	
Exc Award (06/30/2018, 06/30/2021)																		
787	EL PASO DEL NORTE	11/16/1954	Active	17	0	0	0	0.00%	17		11			N M,SC	8		\$51.00	
786	EL PASO DOWNTOWN	05/10/1923	Active	28	1	2	-1	-3.45%	31	9	0			N M	4		\$1,081.00	
Exc Award (06/30/2021, 06/30/2022)																		
120555	El Paso Executive Women	10/14/2013	Active	59	2	5	-3	-4.84%	61	2	0			R T	8	90+ Days	\$734.00	
Exc Award (06/30/2021)																		
789	EL PASO FIVE POINTS	02/16/1945	Active	60	15	4	11	22.45%	46	16	0			N	1		\$120.00	
794	EL PASO MOUNTAIN	12/18/1973	Active	3	0	0	0	0.00%	3		15		8	R P,M	24+			
796	EL PASO SUN CITY	09/27/1969	Active	6	0	0	0	0.00%	5		3		2	N VP,SC	12			
788	EL PASO UNITED	10/29/1952	Active	10	0	1	-1	-9.09%	11	54	1		2	R P,VP,SC	4		\$900.00	
778	EL PASO UPPER VALLEY	01/18/1956	Active	12	1	1	0	0.00%	9	7	2		3	N M	1			
43447	FORT DAVIS	02/02/1984	Active(1)	13	3	1	2	18.18%	11	1	1		3	M,VP,SC	4		\$100.00	
799	FORT STOCKTON	04/26/1928	Active	30	0	4	-4	-11.76%	32	3	1		None	N P,M,SC	8			
Exc Award (06/30/2023, 06/30/2024)																		
122079	HEROES OF EL PASO	05/14/2014	Active	18	3	2	1	5.88%	17	3	0			M,VP	0		\$1,151.00	
Exc Award (06/30/2023)																		
98910	HORIZON CITY EASTLAKE	03/26/2007	Active(2)	4	0	0	0	0.00%	4		12	2	None	P,S,T,M,VP SC	24+	90+ Days		



Club Health Assessment for District 2 T3 through March 2025

			Status	Membership							Reports					Finance		LCIF			
Club Number	Club Name	Charter Date		Current Member Count	YTD Members Added	YTD Members Dropped	YTD Net Growth	YTD Net Growth%	Member Count 12 Months Ago	Avg. length of service for dropped members	Months Since Last MMR ***	Yrs. Since Last Officer Report	President Rotation	Vice President Reported ****	Months Since Last Activity Report ***	Account Balance	Donations for current Fiscal Year				
			Number of times on status quo within last two years	If below 15 members appears					If net loss is greater than 20% appears						If no report in 3 months appears in	When more than one year appears in	Number of repeat terms	Notes the officers that do not have an active	If no report at 12 months appears in red		
805	IRAAN	06/12/1934	Active	8	2	1	1	14.29%	7	0	0		4	M,VP,SC	4		\$200.00				
806	KERMIT DOWNTOWN	08/21/1936	Active(1)	10	0	0	0	0.00%	12		5			P,M,VP,SC	24+						
131526	Marfa	06/22/2017	Active(3)	8	0	0	0	0.00%	8		22	3	None	P,S,T,M,VP SC	24+	90+ Days					
811	MC CAMEY	03/14/1928	Active(1)	19	0	2	-2	-9.52%	21	1	2		14	R	6						
813	MONAHANS	01/14/1942	Active	31	2	2	0	0.00%	30	3	0			M,VP	1		\$375.00				
Exc Award (06/30/2021)																					
48995	ODESSA ANTE MERIDIAN	11/09/1988	Active	9	0	0	0	0.00%	9		1		12	M,VP,SC	1						
814	ODESSA BASIN	02/03/1958	Active(1)	7	0	0	0	0.00%	7		16	2	None	P,S,T,M,VP SC	24+	90+ Days					
815	ODESSA DOWNTOWN	01/20/1936	Active	71	5	5	0	0.00%	68	11	0			N	0		\$10,201.00				
Exc Award (06/30/2022, 06/30/2023, 06/30/2024)																					
146220	Odessa Falcon	06/17/2021	Active(2)	5	0	0	0	0.00%	5		9		2	S,M,VP,SC	N/R						
140613	Odessa Professionals	01/08/2020	Active(1)	18	0	1	-1	-5.26%	19	3	0			M,VP,SC	9						
Exc Award (06/30/2022)																					
41442	ODESSA WESTSIDE	06/18/1982	Active	8	0	0	0	0.00%	8		38		None	P,M,VP,SC	24+						
821	PECOS DOWNTOWN	06/04/1928	Active	17	0	4	-4	-19.05%	20	1	8		2	R	24+	90+ Days					
45862	SANDERSON	03/24/1986	Active	3	2	7	-5	-62.50%	8	17	0			P,M,VP,SC	24+						
58112	VAN HORN	04/18/1996	Active(1)	11	0	0	0	0.00%	7		6			N	17	90+ Days					
832	YSLETA	10/06/1941	Active	14	2	5	-3	-17.65%	17	2	2		2	N	14						

Clubs Cancelled Previous Fiscal Year – Clubs Cancelled within last 12 months may be reinstated

Club Number	Club Name	Charter Date	Current Status*	Cancellation Date
78206	FABENS COTTON VALLEY	02/11/2004	Cancelled(8*)	06/29/2024
818	ODESSA GRANDVIEW	05/07/1968	Cancelled(6*)	09/29/2023



Club Health Assessment for District 2 T3 through March 2025

Club Number			Club Name			Charter Date			Status						Membership						Reports						Finance		LCIF
									Current Member Count	YTD Members Added	YTD Members Dropped	YTD Net Growth	YTD Net Growth%	Member Count 12 Months Ago	Avg. length of service for dropped members	Months Since Last MMR ***	Yrs. Since Last Officer Report	President Rotation	Vice President Reported ****	Months Since Last Activity Report ***	Account Balance	Donations for current Fiscal Year							
									Number of times on status quo within last two years	If below 15 members appears			If net loss is greater than 20% appears			If no report in 3 months appears in			When more than one year appears in	Number of repeat terms	Notes the officers that do not have an active			If no report at 12 months appears in red					
Current Total Clubs Count	YTD New Clubs Count	YTD Cancelled Clubs Count	YTD Net Club Gain	Current Total Members Count	YTD Add	YTD Drop	YTD Net Growth	YTD Net Growth %	Member Count 12 Months Ago	Average Member Count Per Club	% of Clubs with less than 20 members	% No MMR in 3 Months	% No Officer Report in 12 Months	% of Clubs with balance 90+ days	Number of Clubs in Status Quo	% Status Quo Clubs in Financial Suspension	Number of Cancelled Clubs	Average Cancelled Club Age	Members Lost Due to Cancellation	% of Clubs Cancelled for Non-Financial Reasons									
34	0	0	0	673	53	65	-12	-1.75%	649	20	65%	47%	9%	24%	0	0%	0	0	0	0%									

* - P - Priority Club. Cancellation Reasons: 1-Objectives/conduct, 2-Non-active club, 5-Non-existing club, 6-Disbanding, 7-Merger, 8-Financial Suspension, 9-District/Multiple District Dues.

** - Abbreviation: P-President, S-Secretary, T-Treasurer, M-Member Chairperson, VP-First Vice President, MC-Communications Chairperson, SC-Service Chairperson

*** - Abbreviation: N/R - Never reported using the Lions Clubs website, N/A - Not applicable, No password registered for the Lions Clubs website.

**** - Abbreviation: N - New, IP - Immediate Past, R - Repeat.



Club Health Assessment for District 2 E1 through March 2025

			Status	Membership							Reports					Finance		LCIF
Club Number	Club Name	Charter Date		Current Member Count	YTD Members Added	YTD Members Dropped	YTD Net Growth	YTD Net Growth%	Member Count 12 Months Ago	Avg. length of service for dropped members	Months Since Last MMR ***	Yrs. Since Last Officer Report	President Rotation	Vice President Reported ****	Months Since Last Activity Report ***	Account Balance	Donations for current Fiscal Year	
			Number of times on status quo within last two years	If below 15 members appears					If net loss is greater than 20% appears			If no report in 3 months appears in	When more than one year appears in	Number of repeat terms	Notes the officers that do not have an active	If no report at 12 months appears in red		
Clubs more than two years old																		
834	ABILENE CACTUS	10/21/1952	Active	20	0	4	-4	-16.67%	26	8	0			N	SC	4		\$48.00
Exc Award (06/30/2021)																		
836	ABILENE EVENING	03/26/1957	Active	8	0	0	0	0.00%	8		7		2	R	SC	1		\$16.00
Exc Award (06/30/2018, 06/30/2023)																		
833	ABILENE FOUNDER	03/23/1917	Active	41	2	0	2	5.13%	37		0			N	T	1	90+ Days	\$578.00
Exc Award (06/30/2022, 06/30/2024)																		
33003	ABILENE WYLIE	11/30/1976	Active	20	0	0	0	0.00%	20		48	1	None		P,S,T,M,VP SC SC	24+	90+ Days	
838	ALBANY	01/05/1953	Active	18	2	4	-2	-10.00%	20	8	0			N		9		\$40.00
Exc Award (06/30/2021)																		
839	ANSON	06/11/1925	Active	28	0	1	-1	-3.45%	27	3	4		4	N		5		\$58.00
845	BOWIE	06/29/1928	Active	16	2	4	-2	-11.11%	19	3	0			N		1		\$90.00
Exc Award (06/30/2022)																		
846	BRECKENRIDGE	04/14/1921	Active(1)	16	1	1	0	0.00%	16	3	2				M,VP,SC	24+		
847	BRYSON	09/26/1946	Active	16	0	0	0	0.00%	16		8		3	R	SC	17		\$32.00
849	BURKBURNETT BOOMTOWN	10/23/1969	Active	29	4	0	4	16.00%	19		2			N	P,M,SC	24+		\$50.00
851	CHILLICOTHE	06/07/1928	Active	18	1	1	0	0.00%	18	4	1				VP,SC	24+		\$36.00
Exc Award (06/30/2023)																		
852	CISCO	03/24/1922	Active	9	2	9	-7	-43.75%	16	19	5		2	N	M,SC	24+		
853	CLYDE	06/22/1950	Active	3	1	1	0	0.00%	3	59	3		None		P,S,T,M,VP SC	24+	90+ Days	
850	COMANCHE NOON	02/03/1971	Active(1)	17	2	0	2	13.33%	16		6			N	M,VP,SC	24+		
52082	DE LEON	10/11/1991	Active	16	0	1	-1	-5.88%	17	4	1		4	R	S,T,M,SC	24+		\$34.00
858	DUBLIN	11/28/1952	Active	13	1	1	0	0.00%	13	22	4		7	R	M,SC	24+		\$26.00
859	EASTLAND	07/07/1922	Active	22	4	1	3	15.79%	19	3	1				T,M,VP,SC	24+	90+ Days	
32779	EULA	10/22/1976	Active	10	0	0	0	0.00%	10		18			R	M,SC	24+		\$20.00
43310	GRAFORD	01/11/1984	Active(2)	13	9	4	5	62.50%	8	6	6			N	M,VP,SC	16	90+ Days	\$300.00
863	GRAHAM	06/15/1928	Active	61	3	6	-3	-4.69%	66	13	0			N		2		\$2,130.00



Club Health Assessment for District 2 E1 through March 2025

			Status	Membership							Reports					Finance	LCIF	
Club Number	Club Name	Charter Date		Current Member Count	YTD Members Added	YTD Members Dropped	YTD Net Growth	YTD Net Growth%	Member Count 12 Months Ago	Avg. length of service for dropped members	Months Since Last MMR ***	Yrs. Since Last Officer Report	President Rotation	Vice President Reported ****	Months Since Last Activity Report ***	Account Balance	Donations for current Fiscal Year	
			Number of times on status quo within last two years	If below 15 members appears				If net loss is greater than 20% appears			If no report in 3 months appears in	When more than one year appears in	Number of repeat terms		Notes the officers that do not have an active	If no report at 12 months appears in red		
Exc Award (06/30/2022)																		
864	GRAHAM EVENING	06/13/1969	Active	21	0	0	0	0.00%	22		9				VP	2		\$42.00
Exc Award (06/30/2021, 06/30/2022)																		
865	HAMLIN	08/29/1929	Active	17	0	4	-4	-19.05%	20	5	0		2	R	M,VP,SC	24+		
866	HASKELL	03/22/1928	Active(1)	10	0	2	-2	-16.67%	12	5	5		17	R	M,VP,SC	24+		\$24.00
Exc Award (06/30/2021)																		
872	JACKSBORO	06/15/1928	Active	49	5	2	3	6.52%	48	21	0			N	SC	0		\$92.00
Exc Award (06/30/2021)																		
876	MERKEL	03/27/1928	Active(2)	8	1	2	-1	-11.11%	9	30	7		3		M,VP,SC	24+		
82598	MIDWESTERN STATE UNIVERSITY	06/21/2004	Active	8	0	0	0	0.00%	8		15	1	None		P,S,T,M,VP SC	24+	90+ Days	\$16.00
878	MINERAL WELLS EVENING	06/01/1967	Active(4)	5	0	1	-1	-16.67%	6	14	3		15	R	P,M,VP,SC	24+	90+ Days	
877	MINERAL WELLS NOON	08/10/1931	Active	53	5	2	3	6.00%	50	15	0			N	M,VP,SC	24+		\$106.00
879	MUNDAY	02/12/1953	Active	16	2	9	-7	-30.43%	23	3	1				M,VP,SC	24+	90+ Days	\$46.00
880	NOCONA	05/11/1948	Active	14	0	0	0	0.00%	14		10				S,T,M,VP,SC	21	90+ Days	
881	OLNEY	05/11/1928	Active	9	0	1	-1	-10.00%	10	11	6		7		M,VP,SC	24+		\$20.00
885	RANGER	04/11/1922	Active	23	2	0	2	9.52%	18		4			N	M,SC	24+		\$42.00
888	SEYMOUR	02/17/1937	Active	19	2	3	-1	-5.00%	20	16	1			N	P,M,SC	24+		\$50.00
891	STEPHENVILLE	10/13/1922	Active	50	1	2	-1	-1.96%	51	25	2				M,VP,SC	16		\$1,102.00
Exc Award (06/30/2021, 06/30/2022, 06/30/20																		
61810	STEPHENVILLE EVENING	04/19/1999	Active	38	0	0	0	0.00%	38		7	1	None		P,S,T,M,VP SC	24+	90+ Days	\$76.00
892	STRAWN	05/03/1949	Active	10	2	1	1	11.11%	8	5	0		6		M,VP,SC	0		
77858	TARLETON CAMPUS	11/25/2003	Active	8	0	0	0	0.00%	8		24	1	None		P,S,T,M,VP SC	24+	90+ Days	
894	VERNON	10/17/1921	Active	83	1	6	-5	-5.68%	90	30	0			N	P	9		\$829.00
Exc Award (06/30/2018, 06/30/2021, 06/30/20																		
896	WICHITA FALLS FOUNDER	10/22/1921	Active	29	2	3	-1	-3.33%	30	11	0		2	N	SC	1		\$58.00
Exc Award (06/30/2024)																		



Club Health Assessment for District 2 E1 through March 2025

			Status							Membership					Reports					Finance		LCIF
Club Number	Club Name	Charter Date		Current Member Count	YTD Members Added	YTD Members Dropped	YTD Net Growth	YTD Net Growth%	Member Count 12 Months Ago	Avg. length of service for dropped members	Months Since Last MMR ***	Yrs. Since Last Officer Report	President Rotation	Vice President Reported ****	Months Since Last Activity Report ***	Account Balance	Donations for current Fiscal Year					
			Number of times on status quo within last two years	If below 15 members appears				If net loss is greater than 20% appears			If no report in 3 months appears in	When more than one year appears in	Number of repeat terms	Notes the officers that do not have an active	If no report at 12 months appears in red							
38846	WICHITA FALLS NORTH EAST	08/29/1980	Active	3	0	0	0	0.00%	3		44		10	M,VP,SC	24+		\$6.00					
Current Total Clubs Count	YTD New Clubs Count	YTD Cancelled Clubs Count	YTD Net Club Gain	Current Total Members Count	YTD Add	YTD Drop	YTD Net Growth	YTD Net Growth %	Member Count 12 Months Ago	Average Member Count Per Club	% of Clubs with less than 20 members	% No MMR in 3 Months	% No Officer Report in 12 Months	% of Clubs with balance 90+ days	Number of Clubs in Status Quo	% Status Quo Clubs in Financial Suspension	Number of Cancelled Clubs	Average Cancelled Club Age	Members Lost Due to Cancellation	% of Clubs Cancelled for Non-Financial Reasons		
40	0	0	0	867	57	76	-19	-2.14%	882	22	63%	53%	10%	28%	0	0%	0	0	0	0%		

* - P - Priority Club. Cancellation Reasons: 1-Objectives/conduct, 2-Non-active club, 5-Non-existing club, 6-Disbanding, 7-Merger, 8-Financial Suspension, 9-District/Multiple District Dues.


** - Abbreviation: P-President, S-Secretary, T-Treasurer, M-Member Chairperson, VP-First Vice President, MC-Communications Chairperson, SC-Service Chairperson

*** - Abbreviation: N/R - Never reported using the Lions Clubs website, N/A - Not applicable, No password registered for the Lions Clubs website.

**** - Abbreviation: N - New, IP - Immediate Past, R - Repeat.



Club Health Assessment for District 2 E2 through March 2025

			Status	Membership							Reports					Finance		LCIF
Club Number	Club Name	Charter Date		Current Member Count	YTD Members Added	YTD Members Dropped	YTD Net Growth	YTD Net Growth%	Member Count 12 Months Ago	Avg. length of service for dropped members	Months Since Last MMR ***	Yrs. Since Last Officer Report	President Rotation	Vice President Reported ****	Months Since Last Activity Report ***	Account Balance	Donations for current Fiscal Year	
			Number of times on status quo within last two years	If below 15 members appears					If net loss is greater than 20% appears			If no report in 3 months appears in	When more than one year appears in	Number of repeat terms	Notes the officers that do not have an active	If no report at 12 months appears in red		
Clubs less than two years old																		
154595	Denton - Robson Ranch	06/14/2023	Active	30	1	6	-5	-14.29%	35	2	2		5	R	M,SC	1		\$70.00
Exc Award (06/30/2024)																		
Clubs more than two years old																		
899	ALEDO COMMUNITY L C	10/03/1968	Active	36	0	0	0	0.00%	37		2			IP	M,SC	1		\$72.00
901	ALVARADO	09/26/1939	Active	21	2	2	0	0.00%	22	15	2		2	R	SC	7		\$42.00
117210	ARGYLE	06/19/2012	Active	18	4	4	0	0.00%	34	14	2			N	M,SC	0		\$36.00
Exc Award (06/30/2021, 06/30/2022)																		
904	ARLINGTON GREATER ARLINGTON	05/31/1957	Active	35	7	3	4	12.90%	32	3	0			N	M,SC	1		\$310.00
63934	AZLE	01/23/2001	Active	25	0	0	0	0.00%	24		7				M,VP,SC	1		\$50.00
906	BENBROOK	01/14/1952	Active	20	1	2	-1	-4.76%	22	2	1			N	M,SC	7		\$42.00
Exc Award (06/30/2022, 06/30/2023)																		
908	BRIDGEPORT	07/03/1928	Active	36	3	12	-9	-20.00%	46	13	1				M,VP	1		\$10,340.00
Exc Award (06/30/2022)																		
909	BURLESON	11/19/1945	Active	51	3	7	-4	-7.27%	55	9	0			N	SC	4		\$110.00
Exc Award (06/30/2023)																		
911	CLEBURNE	10/20/1920	Active	54	5	2	3	5.88%	50	5	0			N	SC	0		\$102.00
41446	COLLEYVILLE	06/01/1982	Active	191	13	19	-6	-3.05%	198	9	0			N	T,SC	1		\$6,146.00
Exc Award (06/30/2016, 06/30/2017, 06/30/2020)																		
64733	CROWLEY	10/29/2001	Active	18	3	2	1	5.88%	17	4	0		4	R	M,SC	5	90+ Days	
914	DECATUR TEXAS INC	01/14/1925	Active	54	9	11	-2	-3.57%	59	12	0			N	M,SC	3	90+ Days	
915	DENISON	06/01/1921	Cancelled(6*)	0	0	14	-14	-100.00%	14	18	7	1	None		P,S,T,M,VP SC	24+		
916	DENTON	12/19/1928	Active	10	1	5	-4	-28.57%	14	25	1		None		P,T,M,VP,SC	24+		
Exc Award (06/30/2022)																		
917	DENTON HI NOON	02/14/1958	Active	7	0	1	-1	-12.50%	11	34	7		3	N	M,SC	1		\$16.00
53212	DENTON TRIANGLE	06/02/1992	Active	15	0	1	-1	-6.25%	16	20	3		5	R	T,SC	0		\$32.00
34158	EVERMAN	06/26/1977	Active	9	0	0	0	0.00%	8		9			N	P,S,SC	5		



Club Health Assessment for District 2 E2 through March 2025

			Status	Membership							Reports					Finance	LCIF
Club Number	Club Name	Charter Date		Current Member Count	YTD Members Added	YTD Members Dropped	YTD Net Growth	YTD Net Growth%	Member Count 12 Months Ago	Avg. length of service for dropped members	Months Since Last MMR ***	Yrs. Since Last Officer Report	President Rotation	Vice President Reported ****	Months Since Last Activity Report ***	Account Balance	Donations for current Fiscal Year
			Number of times on status quo within last two years	If below 15 members appears				If net loss is greater than 20% appears			If no report in 3 months appears in	When more than one year appears in	Number of repeat terms	Notes the officers that do not have an active	If no report at 12 months appears in red		
131368	Flower Mound Irving Indian Centennial	06/16/2017	Active(1)	7	0	0	0	0.00%	7		19		3	R	M,SC	2	
133115	Flower Mound New Century	11/21/2017	Active	33	7	0	7	26.92%	26		0		3	R	M,SC	1	
Exc Award (06/30/2018, 06/30/2023)																	
919	FORT WORTH	09/26/1916	Active	21	0	2	-2	-8.70%	23	30	1		2	R	M,SC	0	\$1,046.00
Exc Award (06/30/2023, 06/30/2024)																	
29613	FORT WORTH FOREST HILL	06/28/1974	Active	10	0	0	0	0.00%	15		11		7		P,M,VP,SC	24+	
940	FORT WORTH HANDLEY MEADOW BRK	11/08/1945	Active	12	0	0	0	0.00%	12		9		3	R	M,VP,SC	24+	\$24.00
926	FORT WORTH RIVERSIDE	04/24/1940	Active	17	0	3	-3	-15.00%	20	8	0			N	S,M,VP,SC	0	\$40.00
934	GAINESVILLE	06/11/1948	Active	29	5	5	0	0.00%	30	9	0			N		1	\$158.00
Exc Award (06/30/2023)																	
56900	GLEN ROSE	05/10/1995	Active	80	5	2	3	3.90%	75	12	0			N	SC	3	\$154.00
Exc Award (06/30/2022, 06/30/2023)																	
55965	GODLEY	07/05/1994	Active	31	5	3	2	6.90%	27	16	2		2	N	M,SC	2	\$58.00
Exc Award (06/30/2023)																	
936	GRANBURY	02/09/1961	Active	26	5	6	-1	-3.70%	27	14	2			N		0	\$54.00
Exc Award (06/30/2022, 06/30/2023, 06/30/2024)																	
57379	GRANDVIEW	09/28/1995	Active	27	2	2	0	0.00%	28	6	0		2	R		0	\$54.00
Exc Award (06/30/2023)																	
937	GRAPEVINE	11/26/1934	Active	26	0	0	0	0.00%	24		9		4		S,M,VP,SC	3	\$52.00
Exc Award (06/30/2018, 06/30/2023, 06/30/2024)																	
47082	HIGHLAND VILLAGE	03/27/1987	Active	22	1	1	0	0.00%	22	56	1			R	M,SC	1	\$44.00
Exc Award (06/30/2023)																	
944	KELLER	02/24/1948	Active	86	10	1	9	11.69%	84	5	0			N	SC	3	
Exc Award (06/30/2023)																	
55114	KRUM	12/10/1993	Active	23	5	7	-2	-8.00%	26	7	2		2		M,VP,SC	3	\$50.00
Exc Award (06/30/2023)																	
131453	Mansfield Centennial	06/21/2017	Active	14	5	2	3	27.27%	11	4	0		3	R	M,SC	22	
949	MCKINNEY	10/30/1920	Active	32	3	14	-11	-25.58%	46	11	3			N	M,SC	0	\$261.00



Club Health Assessment for District 2 E2 through March 2025

			Status	Membership						Reports					Finance		LCIF
Club Number	Club Name	Charter Date		Current Member Count	YTD Members Added	YTD Members Dropped	YTD Net Growth	YTD Net Growth%	Member Count 12 Months Ago	Avg. length of service for dropped members	Months Since Last MMR ***	Yrs. Since Last Officer Report	President Rotation	Vice President Reported ****	Months Since Last Activity Report ***	Account Balance	Donations for current Fiscal Year
			Number of times on status quo within last two years	If below 15 members appears				If net loss is greater than 20% appears			If no report in 3 months appears in	When more than one year appears in	Number of repeat terms	Notes the officers that do not have an active	If no report at 12 months appears in red		
Exc Award (06/30/2023)																	
65340	MCKINNEY MORNING PRIDE	05/06/2002	Active	22	2	2	0	0.00%	28	3	2			R	M,VP,SC	1	\$44.00
Exc Award (06/30/2022)																	
121532	Mid-Cities Family	03/11/2014	Active(2)	2	0	0	0	0.00%	2		14	1	None		P,S,T,M,VP SC	11	
923	NORTHEAST RICHLAND	03/07/1963	Active	92	20	9	11	13.58%	82	8	0			N	SC	4	\$170.00
Exc Award (06/30/2016, 06/30/2018, 06/30/20)																	
115575	NORTHEAST TARRANT	11/14/2011	Active	13	1	2	-1	-7.14%	14	3	2			N	SC	1	
Exc Award (06/30/2016)																	
111356	NORTHWEST TARRANT	06/14/2011	Active	37	2	4	-2	-5.13%	36	4	2				VP,SC	0	\$725.00
Exc Award (06/30/2016, 06/30/2017, 06/30/20)																	
41290	PANTEGO	05/17/1982	Active	27	3	6	-3	-10.00%	31	4	2		2	R	M,SC	0	\$600.00
Exc Award (06/30/2022, 06/30/2023)																	
950	PRINCETON	07/01/1947	Active(1)	26	0	0	0	0.00%	26		21	1	None		P,S,T,M,VP SC	24+	\$52.00
925	RIVER OAKS	03/20/1948	Active	56	0	2	-2	-3.45%	57	4	4		9	N	P,M,SC	0	
Exc Award (06/30/2017, 06/30/2022)																	
952	SAGINAW	09/26/1957	Active	13	0	2	-2	-13.33%	15	6	6			R	M,SC	7	
46569	SANGER	10/21/1986	Active	39	4	2	2	5.41%	35	6	2		3	R		0	\$74.00
Exc Award (06/30/2022, 06/30/2023)																	
955	SHERMAN EVENING	04/23/1958	Active	21	2	0	2	10.53%	19		1			N	M,SC	1	\$38.00
Exc Award (06/30/2017, 06/30/2022)																	
954	SHERMAN NOON	06/21/1928	Active	33	1	0	1	3.13%	32		1			N	M,SC	0	\$2,114.00
Exc Award (06/30/2023)																	
129744	Southlake Centennial	01/10/2017	Active	17	1	0	1	6.25%	16		6		7		M,VP	1	90+ Days \$32.00
Exc Award (06/30/2023)																	
956	SPRINGTOWN	12/03/1959	Active	18	1	4	-3	-14.29%	25	2	2		None		P,M,VP,SC	3	
Exc Award (06/30/2023)																	
36540	THE COLONY	02/12/1979	Active	11	0	0	0	0.00%	11		10			R	SC	8	\$22.00
958	WEATHERFORD EVENING	02/25/1969	Active	19	3	1	2	11.76%	17	3	2		3	R	S,M,SC	8	\$34.00
Exc Award (06/30/2022)																	



Club Health Assessment for District 2 E2 through March 2025

			Status	Membership							Reports					Finance	LCIF
Club Number	Club Name	Charter Date		Current Member Count	YTD Members Added	YTD Members Dropped	YTD Net Growth	YTD Net Growth%	Member Count 12 Months Ago	Avg. length of service for dropped members	Months Since Last MMR ***	Yrs. Since Last Officer Report	President Rotation	Vice President Reported ****	Months Since Last Activity Report ***	Account Balance	Donations for current Fiscal Year
			Number of times on status quo within last two years	If below 15 members appears				If net loss is greater than 20% appears			If no report in 3 months appears	When more than one year appears in	Number of repeat terms	Notes the officers that do not have an active	If no report at 12 months appears in red		
957	WEATHERFORD NOON	12/13/1921	Active	94	9	15	-6	-6.00%	102	4	0			M,VP,SC	1		\$200.00
	Exc Award (06/30/2022, 06/30/2023)																
52132	WHITESBORO	11/01/1991	Active	13	0	0	0	0.00%	13		9		6	R	M,SC	14	
	Exc Award (06/30/2023)																

Clubs Cancelled Previous Fiscal Year – Clubs Cancelled within last 12 months may be reinstated

Club Number	Club Name	Charter Date	Current Status*	Cancellation Date
928	FORT WORTH SOUTHEAST	07/15/1952	Cancelled(6*)	01/29/2024
931	FORT WORTH SOUTHWEST	10/18/1960	Cancelled(6*)	01/29/2024

Current Total Clubs Count	YTD New Clubs Count	YTD Cancelled Clubs Count	YTD Net Club Gain	Current Total Members Count	YTD Add	YTD Drop	YTD Net Growth	YTD Net Growth %	Member Count 12 Months Ago	Average Member Count Per Club	% of Clubs with less than 20 members	% No MMR in 3 Months	% No Officer Report in 12 Months	% of Clubs with balance 90+ days	Number of Clubs in Status Quo	% Status Quo Clubs in Financial Suspension	Number of Cancelled Clubs	Average Cancelled Club Age	Members Lost Due to Cancellation	% of Clubs Cancelled for Non-Financial Reasons
52	0	1	-1	1,679	154	188	-34	-1.98%	1,758	32	37%	31%	4%	6%	0	0%	1	238	14	100%

* - P - Priority Club. Cancellation Reasons: 1-Objectives/conduct, 2-Non-active club, 5-Non-existing club, 6-Disbanding, 7-Merger, 8-Financial Suspension, 9-District/Multiple District Dues.

** - Abbreviation: P-President, S-Secretary, T-Treasurer, M-Member Chairperson, VP-First Vice President, MC-Communications Chairperson, SC-Service Chairperson

*** - Abbreviation: N/R - Never reported using the Lions Clubs website, N/A - Not applicable, No password registered for the Lions Clubs website.

**** - Abbreviation: N - New, IP - Immediate Past, R - Repeat.



Club Health Assessment for District 2 X1 through March 2025

			Status	Membership							Reports					Finance		LCIF
Club Number	Club Name	Charter Date		Current Member Count	YTD Members Added	YTD Members Dropped	YTD Net Growth	YTD Net Growth%	Member Count 12 Months Ago	Avg. length of service for dropped members	Months Since Last MMR ***	Yrs. Since Last Officer Report	President Rotation	Vice President Reported ****	Months Since Last Activity Report ***	Account Balance	Donations for current Fiscal Year	
			Number of times on status quo within last two years	If below 15 members appears				If net loss is greater than 20% appears			If no report in 3 months appears in	When more than one year appears in	Number of repeat terms	Notes the officers that do not have an active	If no report at 12 months appears in red			
Clubs less than two years old																		
155901	Collin Athena Alliance	09/18/2023	Active	47	6	2	4	9.30%	40	1	0		2	R	SC	0		
172757	Dallas Badhimalika	07/23/2024	Active	23	23	0	23	100.00%	0		0				M,VP,SC	8	90+ Days	
178345	Dallas Everest Women's	10/31/2024	Active	41	41	0	41	100.00%	0		0				M,VP,SC	2	90+ Days	
155166	Dallas Green	08/14/2023	Active	25	2	0	2	8.70%	24		1		2	R		0		
176944	Dallas Himalayan Sports	09/06/2024	Active	31	34	3	31	100.00%	0	0	0			N	SC	0	90+ Days	
179630	Dallas Himalayan Womens	12/30/2024	Active	39	46	7	39	100.00%	0	0	0			N	M,SC	2	90+ Days	
177618	DFW Cyber	09/10/2024	Active	41	42	1	41	100.00%	0	0	0			N	M	1		
156930	Grand Prairie Host Family	12/21/2023	Active	40	24	15	9	29.03%	38	2	1		2	R	M,SC	0		
156033	Irving (DFW) Independent Campus	09/26/2023	Active	30	4	0	4	15.38%	24		1			R	M,SC	2		
Clubs more than two years old																		
78425	ALLEN COMMUNITY Exc Award (06/30/2024)	03/09/2004	Active	11	0	5	-5	-31.25%	16	5	0		3	N	SC	0		
962	BALCH SPRINGS	01/08/1969	Active	9	0	0	0	0.00%	9		9		9		M,VP,SC	8		
42999	CARROLLTON EVENING Exc Award (06/30/2021)	09/19/1983	Active	21	0	0	0	0.00%	23		1			N	M	0		
963	CARROLLTON HOST	10/18/1934	Active	27	2	0	2	8.00%	25		4			N	SC	0		
42260	CEDAR HILL	02/10/1983	Active	24	3	0	3	14.29%	21		5		2	R	SC	5		
967	COMMERCE Exc Award (06/30/2021)	10/06/1925	Active	22	0	3	-3	-12.00%	26	15	2			N	SC	5	\$2,000.00	
42630	COPPELL Exc Award (06/30/2016, 06/30/2017, 06/30/2021)	05/12/1983	Active	47	8	5	3	6.82%	45	4	0			N		0	\$9,298.52	
43313	CRANDALL COMBINE	01/03/1984	Active	7	1	0	1	16.67%	6		5		2	R	M,SC	8	90+ Days	
117832	DALLAS ACE	09/13/2012	Active	16	16	16	0	0.00%	12	7	0		None		P,T,M,VP,SC	7	90+ Days	
141850	Dallas Bangladeshi Exc Award (06/30/2021)	06/24/2020	Active	12	0	0	0	0.00%	17		9			N	M,SC	8	90+ Days	



Club Health Assessment for District 2 X1 through March 2025

Club Number	Club Name	Charter Date	Status	Membership							Reports					Finance	LCIF
				Current Member Count	YTD Members Added	YTD Members Dropped	YTD Net Growth	YTD Net Growth%	Member Count 12 Months Ago	Avg. length of service for dropped members	Months Since Last MMR ***	Yrs. Since Last Officer Report	President Rotation	Vice President Reported ****	Months Since Last Activity Report ***	Account Balance	Donations for current Fiscal Year
			Number of times on status quo within last two years	If below 15 members appears				If net loss is greater than 20% appears			If no report in 3 months appears	When more than one year appears in	Number of repeat terms	Notes the officers that do not have an active	If no report at 12 months appears in red		
147774	Dallas Buddha	08/10/2021	Active	45	18	2	16	55.17%	29	3	1			R	0		\$300.00
987	DALLAS DALCLIFF-WYNNEWOOD	02/29/1952	Active	18	1	2	-1	-5.26%	19	6	0		3	N SC	5		
67639	DALLAS EVEREST	04/08/2003	Active	129	29	3	26	25.24%	103	2	2			N	0		\$3,980.00
	Exc Award (06/30/2017, 06/30/2021, 06/30/2024)																
45991	DALLAS FILIPINO	04/28/1986	Active	22	6	3	3	15.79%	19	5	0			R M,SC	1		\$150.00
	Exc Award (06/30/2016, 06/30/2017, 06/30/2024)																
969	DALLAS FOUNDER	09/15/1916	Active	67	29	12	17	34.00%	49	1	0			N	0		\$1,105.00
	Exc Award (06/30/2023, 07/30/2017)																
129989	Dallas Frisco	02/14/2017	Active	12	2	4	-2	-14.29%	14	5	3		3	R SC	1		
153516	Dallas Health	03/14/2023	Active	19	0	3	-3	-13.64%	28	2	0		3	R T,M,SC	8		\$20.00
44410	DALLAS INDIAN	12/31/1984	Active	46	6	4	2	4.55%	44	2	3			N M,SC	2		
	Exc Award (06/30/2016, 06/30/2024)																
151835	Dallas Lumbini	08/31/2022	Active	24	3	1	2	9.09%	22	2	5			M,VP,SC	4		
130010	Dallas North Indo Centennial	02/01/2017	Active	31	1	1	0	0.00%	34	2	0			R	0		
980	DALLAS OAK CLIFF	04/01/1929	Active	84	13	10	3	3.70%	82	22	0			N T,SC	7		\$900.00
	Exc Award (06/30/2022)																
982	DALLAS PARK CITIES	01/17/1929	Active	19	0	0	0	0.00%	19		10		3	VP,SC	0		
	Exc Award (06/30/2021)																
143313	Dallas Pokhara	11/16/2020	Active	28	3	2	1	3.70%	27	4	0			N	0		\$50.00
984	DALLAS SOUTH	06/22/1970	Active	9	0	0	0	0.00%	9		11		4	R S,M,VP,SC	0		
	Exc Award (06/30/2017)																
990	DALLAS TRINITY INDUSTRIAL	05/02/1951	Active	19	5	2	3	18.75%	16	2	0			N M,SC	7		\$6,576.83
	Exc Award (06/30/2022, 06/30/2023, 06/30/2024)																
986	DALLAS WHITE ROCK	02/19/1951	Active	14	1	3	-2	-12.50%	17	26	0		2	N M,SC	0		\$32.00
90223	DALLAS WOMEN'S	11/23/2005	Active(1)	3	0	0	0	0.00%	3		10		3	R M,SC	8	90+ Days	
	Exc Award (06/30/2021)																
993	DE SOTO	09/19/1949	Active	26	7	6	1	4.00%	25	9	0		9	R	0		\$300.00



Club Health Assessment for District 2 X1 through March 2025

			Status	Membership							Reports					Finance		LCIF
Club Number	Club Name	Charter Date		Current Member Count	YTD Members Added	YTD Members Dropped	YTD Net Growth	YTD Net Growth%	Member Count 12 Months Ago	Avg. length of service for dropped members	Months Since Last MMR ***	Yrs. Since Last Officer Report	President Rotation	Vice President Reported ****	Months Since Last Activity Report ***	Account Balance	Donations for current Fiscal Year	
			Number of times on status quo within last two years	If below 15 members appears					If net loss is greater than 20% appears			If no report in 3 months appears in	When more than one year appears in	Number of repeat terms	Notes the officers that do not have an active	If no report at 12 months appears in red		
Exc Award (06/30/2017, 06/30/2022, 06/30/2023)																		
995	DUNCANVILLE NOON	08/02/1971	Active	61	10	4	6	10.91%	58	23	1			N	0		\$1,050.00	
Exc Award (06/30/2018)																		
996	ENNIS HOST	03/05/1921	Active	45	4	13	-9	-16.67%	59	18	1		2	N	SC	5		
49668	FERRIS	06/30/1989	Active	5	1	2	-1	-16.67%	6	2	2		3	R	M,SC	3		
Exc Award (06/30/2023)																		
34931	FORNEY	01/17/1978	Active	30	2	1	1	3.45%	31	3	2		2	R		8	\$100.00	
1001	GARLAND EVENING	09/04/1958	Active	6	0	0	0	0.00%	6		11			IP		0	\$100.00	
Exc Award (06/30/2023)																		
1003	GRAND PRAIRIE HOST	08/10/1942	Active	75	7	20	-13	-14.77%	88	3	0			N		0	\$2,176.00	
Exc Award (06/30/2017, 06/30/2020, 06/30/2023)																		
1005	GREENVILLE	07/02/1921	Active	24	2	0	2	9.09%	22		5			N	SC	1	\$500.00	
58413	IRVING DFW INDIAN	06/13/1996	Active	52	8	3	5	10.64%	47	12	0		2	R		2	\$144.00	
Exc Award (06/30/2017, 06/30/2018, 06/30/2023)																		
134371	Irving Everest Centennial	04/18/2018	Active	56	16	6	10	21.74%	47	1	0			N		0	\$1,205.00	
Exc Award (06/30/2021, 06/30/2023, 06/30/2024)																		
1008	IRVING NOON DAY	07/31/1957	Active	22	0	0	0	0.00%	23		6		7	R	S,M,SC	8	90+ Days	
Exc Award (06/30/2017, 06/30/2018)																		
96739	ITALY	03/27/2006	Active	5	1	4	-3	-37.50%	8	3	0		11	N	M,VP,SC	0		
Exc Award (06/30/2022)																		
1011	KAUFMAN	07/17/1928	Active	110	25	16	9	8.91%	101	3	0			N		1	\$1,150.00	
Exc Award (06/30/2020, 06/30/2024)																		
135184	Lancaster New Centennial	06/25/2018	Active	52	2	0	2	4.00%	48		5		2	R	SC	2		
Exc Award (06/30/2024)																		
1014	MABANK CEDAR CREEK AREA	02/12/1970	Active	29	4	0	4	16.00%	25		0		4	N	SC	0	\$10,705.00	
Exc Award (06/30/2021, 06/30/2023, 06/30/2024)																		
84344	MAYPEARL	10/19/2004	Active	27	0	2	-2	-6.90%	33	1	3		3	N	SC	5		
Exc Award (06/30/2023)																		



Club Health Assessment for District 2 X1 through March 2025

			Status	Membership							Reports					Finance		LCIF
Club Number	Club Name	Charter Date		Current Member Count	YTD Members Added	YTD Members Dropped	YTD Net Growth	YTD Net Growth%	Member Count 12 Months Ago	Avg. length of service for dropped members	Months Since Last MMR ***	Yrs. Since Last Officer Report	President Rotation	Vice President Reported ****	Months Since Last Activity Report ***	Account Balance	Donations for current Fiscal Year	
			Number of times on status quo within last two years	If below 15 members appears				If net loss is greater than 20% appears			If no report in 3 months appears in	When more than one year appears in	Number of repeat terms	Notes the officers that do not have an active	If no report at 12 months appears in red			
1015	MESQUITE HOST	12/20/1939	Active	6	0	2	-2	-25.00%	8	2	2			M,VP,SC	5			
1017	MIDLOTHIAN	04/23/1946	Active	50	9	4	5	11.11%	42	14	1			N	0		\$825.00	
	Exc Award (06/30/2021, 06/30/2023, 06/30/2025)																	
136456	Plano Collin Nepalese	10/18/2018	Active	55	2	1	1	1.85%	54	6	3			N	0			
33920	PLANO EARLY	05/23/1977	Active	38	5	4	1	2.70%	37	23	0			N	M,SC	0	\$1,659.00	
	Exc Award (06/30/2021)																	
62193	PLANO EVENING	06/28/1999	Active	2	0	0	0	0.00%	2		7		8	M,VP,SC	4			
1023	RED OAK	10/03/1949	Active	20	4	1	3	17.65%	17	0	0		2	R	SC	2	90+ Days	
1024	RICHARDSON HOST	08/22/1957	Active	21	2	1	1	5.00%	20	31	5		3	R	SC	0		
	Exc Award (06/30/2021, 06/30/2023)																	
111389	RICHARDSON MIDDAY	06/16/2011	Active	23	1	0	1	4.55%	20		4			N		0	\$1,150.00	
	Exc Award (06/30/2017, 06/30/2018, 06/30/2020)																	
1026	ROCKWALL	05/10/1951	Active	18	0	0	0	0.00%	18		11			N	S,M,SC	4		
1027	ROWLETT	04/04/1966	Active	17	3	0	3	21.43%	15		1		6	R	M,SC	3		
101007	ROYSE CITY	01/24/2008	Active	9	0	3	-3	-25.00%	6	1	2		4	N	SC	2		
	Exc Award (06/30/2017, 06/30/2018, 06/30/2020)																	
37755	SACHSE	12/06/1979	Active	22	2	3	-1	-4.35%	24	7	0			N		0	\$175.00	
	Exc Award (06/30/2022, 06/30/2023, 06/30/2025)																	
68650	SEAGOVILLE SUNSET	04/17/2003	Active	20	0	0	0	0.00%	19		10		12	R		1	\$50.00	
	Exc Award (06/30/2017)																	
1029	TERRELL	02/28/1921	Active	24	20	28	-8	-25.00%	32	8	3			N	M	1		
118089	UTD INFINITY	10/29/2012	Active	12	10	8	2	20.00%	10	1	6		None		P,T,M,VP,SC	5	90+ Days	
1032	WAXAHACHIE	02/03/1925	Active	66	5	9	-4	-5.71%	74	17	0			N	M,SC	4	\$100.00	
103714	WYLIE EVENING	10/02/2008	Active	3	0	6	-6	-66.67%	9	8	3		3		M,VP,SC	3	\$45.00	
	Exc Award (06/30/2023)																	



Club Health Assessment for District 2 X1 through March 2025

			Status	Membership							Reports					Finance	LCIF
Club Number	Club Name	Charter Date		Current Member Count	YTD Members Added	YTD Members Dropped	YTD Net Growth	YTD Net Growth%	Member Count 12 Months Ago	Avg. length of service for dropped members	Months Since Last MMR ***	Yrs. Since Last Officer Report	President Rotation	Vice President Reported ****	Months Since Last Activity Report ***	Account Balance	Donations for current Fiscal Year
			Number of times on status quo within last two years	If below 15 members appears				If net loss is greater than 20% appears			If no report in 3 months appears in	When more than one year appears in	Number of repeat terms	Notes the officers that do not have an active	If no report at 12 months appears in red		

Clubs Cancelled Previous Fiscal Year – Clubs Cancelled within last 12 months may be reinstated

Club Number	Club Name	Charter Date	Current Status*	Cancellation Date
150592	Fate	04/26/2022	Cancelled(8*)	06/29/2024

Current Total Clubs Count	YTD New Clubs Count	YTD Cancelled Clubs Count	YTD Net Club Gain	Current Total Members Count	YTD Add	YTD Drop	YTD Net Growth	YTD Net Growth %	Member Count 12 Months Ago	Average Member Count Per Club	% of Clubs with less than 20 members	% No MMR in 3 Months	% No Officer Report in 12 Months	% of Clubs with balance 90+ days	Number of Clubs in Status Quo	% Status Quo Clubs in Financial Suspension	Number of Cancelled Clubs	Average Cancelled Club Age	Members Lost Due to Cancellation	% of Clubs Cancelled for Non-Financial Reasons
69	5	0	5	2,133	521	256	265	14.19%	1,894	31	33%	36%	0%	16%	0	0%	0	0	0	0%

* - P - Priority Club. Cancellation Reasons: 1-Objectives/conduct, 2-Non-active club, 5-Non-existing club, 6-Disbanding, 7-Merger, 8-Financial Suspension, 9-District/Multiple District Dues.

** - Abbreviation: P-President, S-Secretary, T-Treasurer, M-Member Chairperson, VP-First Vice President, MC-Communications Chairperson, SC-Service Chairperson

*** - Abbreviation: N/R - Never reported using the Lions Clubs website, N/A - Not applicable, No password registered for the Lions Clubs website.

**** - Abbreviation: N - New, IP - Immediate Past, R - Repeat.




Club Health Assessment for District 2 X2 through March 2025

			Status	Membership							Reports					Finance		LCIF
Club Number	Club Name	Charter Date		Current Member Count	YTD Members Added	YTD Members Dropped	YTD Net Growth	YTD Net Growth%	Member Count 12 Months Ago	Avg. length of service for dropped members	Months Since Last MMR ***	Yrs. Since Last Officer Report	President Rotation	Vice President Reported ****	Months Since Last Activity Report ***	Account Balance	Donations for current Fiscal Year	
			Number of times on status quo within last two years	If below 15 members appears				If net loss is greater than 20% appears			If no report in 3 months appears in	When more than one year appears in	Number of repeat terms	Notes the officers that do not have an active	If no report at 12 months appears in red			
Clubs less than two years old																		
154872	Avinger Area	06/20/2023	Active	21	0	0	0	0.00%	27		8			N	M,VP,SC	2	\$65.00	
156611	Diana	11/13/2023	Active	14	0	14	-14	-50.00%	28	1	2		2	R	SC	N/A	\$30.00	
Clubs more than two years old																		
1035	ATLANTA	05/30/1940	Active	59	22	12	10	20.41%	49	5	0		4		M,VP,SC	5	\$53.00	
Exc Award (06/30/2023)																		
126191	Big Sandy Area	11/17/2015	Active	33	4	5	-1	-2.94%	43	4	0			N		0	\$55.00	
Exc Award (06/30/2017, 06/30/2018, 06/30/2024)																		
1039	BONHAM	08/14/1939	Active	12	1	1	0	0.00%	12	1	2		2	N	M,SC	12	\$225.00	
Exc Award (06/30/2021, 06/30/2024)																		
1040	CANTON	02/26/1932	Active	85	3	3	0	0.00%	84	14	1			N		20	\$1,348.00	
1042	DAINGERFIELD	04/25/1944	Active	11	0	1	-1	-8.33%	12	30	3			N	M	17	\$40.00	
1047	EMORY	05/14/1941	Active	12	0	0	0	0.00%	10		10		13		T,M,VP,SC	10	\$30.00	
1048	GILMER	10/13/1953	Active	26	10	8	2	8.33%	24	2	3			N	M,SC	2	90+ Days \$50.00	
Exc Award (06/30/2022)																		
1049	GLADEWATER	09/09/1931	Active	15	0	3	-3	-16.67%	18	4	7		2	N	S,SC	6	\$58.43	
1050	GRAND SALINE	10/16/1931	Active(2)	6	0	1	-1	-14.29%	7	52	7		12		M,VP	24+	\$30.00	
1052	HALLSVILLE	04/05/1946	Active	36	2	2	0	0.00%	36	3	4		2	N	SC	3	\$7,438.50	
Exc Award (06/30/2021, 06/30/2022)																		
1375	HENDERSON	01/09/1924	Active	42	4	1	3	7.69%	39	0	7			R	P	7	\$208.00	
Exc Award (06/30/2024)																		
1056	JEFFERSON	04/08/1946	Active	21	2	5	-3	-12.50%	30	21	2			R	S,M	12	\$50.00	
Exc Award (06/30/2022)																		
1057	JUDSON	05/05/1955	Active	48	9	3	6	14.29%	47	3	1			N		1	\$40.00	
Exc Award (06/30/2017, 06/30/2020, 06/30/2024)																		
1059	KILGORE	04/09/1931	Active	53	3	6	-3	-5.36%	53	11	0			R		1	\$30.00	
1063	LINDEN	04/16/1946	Active	32	5	9	-4	-11.11%	35	6	0			N	T,M,SC	9	\$679.00	
Exc Award (06/30/2021, 06/30/2024)																		



Club Health Assessment for District 2 X2 through March 2025

			Status	Membership							Reports					Finance	LCIF
Club Number	Club Name	Charter Date		Current Member Count	YTD Members Added	YTD Members Dropped	YTD Net Growth	YTD Net Growth%	Member Count 12 Months Ago	Avg. length of service for dropped members	Months Since Last MMR ***	Yrs. Since Last Officer Report	President Rotation	Vice President Reported ****	Months Since Last Activity Report ***	Account Balance	Donations for current Fiscal Year
			Number of times on status quo within last two years	If below 15 members appears				If net loss is greater than 20% appears			If no report in 3 months appears in	When more than one year appears in	Number of repeat terms	Notes the officers that do not have an active	If no report at 12 months appears in red		
1064	LONGVIEW	05/18/1928	Active(1)	14	2	1	1	7.69%	13	19	3			N	3		\$256.00
	Exc Award (06/30/2017, 06/30/2020, 06/30/2024)																
1066	MARSHALL	04/05/1938	Active	48	12	6	6	14.29%	40	7	0			N	0		\$380.00
	Exc Award (06/30/2024)																
1070	MT PLEASANT	09/14/1948	Active	84	8	3	5	6.33%	76	6	0			N	1		\$1,188.00
	Exc Award (06/30/2018, 06/30/2021, 06/30/2024)																
1073	NEW BOSTON	04/05/1940	Active	16	4	5	-1	-5.88%	17	2	0		13	M,VP,SC	24+		\$30.00
1074	NEW BOSTON EVENING	02/11/1965	Active	11	0	0	0	0.00%	11		21	1	None	P,S,T,M,VP SC	24+	90+ Days	\$30.00
95183	ORE CITY	02/02/2006	Active	28	2	0	2	7.69%	23		0		None	P,T,M,VP,SC	13	90+ Days	\$535.00
1076	PARIS FOUNDERS	05/08/1921	Active(3)	9	0	0	0	0.00%	15		9		2	M,VP,SC	24+	90+ Days	\$30.00
1078	PITTSBURG	02/13/1954	Active	21	1	7	-6	-22.22%	27	14	1			S,VP,SC	3		\$30.00
	Exc Award (06/30/2023)																
33198	QUITMAN	01/24/1977	Active(1)	11	0	2	-2	-15.38%	13	17	3		23	R P,S,T,M,VP SC	10	90+ Days	\$30.00
1081	SULPHUR SPRINGS	09/13/1937	Active	24	3	0	3	14.29%	23		4			N SC	15		\$342.00
1414	TATUM	04/09/1953	Active	23	1	5	-4	-14.81%	26	8	1			N M	11	90+ Days	\$30.00
1084	TYLER	08/27/1931	Active	35	1	10	-9	-20.45%	46	19	1			N	0		\$158.00
	Exc Award (06/30/2021, 06/30/2022, 06/30/2024)																
98960	WASKOM	04/03/2007	Active	37	7	4	3	8.82%	35	3	0		2	R P,SC	11		\$1,163.00
	Exc Award (06/30/2024)																
1087	WHITE OAK	11/19/1953	Active	9	3	7	-4	-30.77%	13	19	2		None	P,T,M,VP,SC	8		\$30.00
1088	WINNSBORO	03/24/1949	Active	10	1	0	1	11.11%	9		0		6	R M,SC	3		\$30.00
52008	YANTIS LAKE FORK	09/17/1991	Active	15	2	0	2	15.38%	14		7		6	M,VP,SC	14	90+ Days	\$30.00

Clubs Cancelled Previous Fiscal Year – Clubs Cancelled within last 12 months may be reinstated

Club Number	Club Name	Charter Date	Current Status*	Cancellation Date
140111	Harrison County Hispanic	11/05/2019	Cancelled(8*)	10/29/2023
139391	Tatum Ladies	08/15/2019	Cancelled(7*)	09/29/2023



Club Health Assessment for District 2 X2 through March 2025

Club Number			Club Name			Charter Date			Status					Membership					Reports					Finance		LCIF
									Current Member Count	YTD Members Added	YTD Members Dropped	YTD Net Growth	YTD Net Growth%	Member Count 12 Months Ago	Avg. length of service for dropped members	Months Since Last MMR ***	Yrs. Since Last Officer Report	President Rotation	Vice President Reported ****	Months Since Last Activity Report ***	Account Balance	Donations for current Fiscal Year				
									Number of times on status quo within last two years	If below 15 members appears			If net loss is greater than 20% appears			If no report in 3 months appears in		When more than one year appears in	Number of repeat terms	Notes the officers that do not have an active		If no report at 12 months appears in red				
Current Total Clubs Count	YTD New Clubs Count	YTD Cancelled Clubs Count	YTD Net Club Gain	Current Total Members Count	YTD Add	YTD Drop	YTD Net Growth	YTD Net Growth %	Member Count 12 Months Ago	Average Member Count Per Club	% of Clubs with less than 20 members	% No MMR in 3 Months	% No Officer Report in 12 Months	% of Clubs with balance 90+ days	Number of Clubs in Status Quo	% Status Quo Clubs in Financial Suspension	Number of Cancelled Clubs	Average Cancelled Club Age	Members Lost Due to Cancellation	% of Clubs Cancelled for Non-Financial Reasons						
33	0	0	0	921	112	124	-12	-1.29%	955	28	42%	42%	3%	21%	0	0%	0	0	0	0%						

* - P - Priority Club. Cancellation Reasons: 1-Objectives/conduct, 2-Non-active club, 5-Non-existing club, 6-Disbanding, 7-Merger, 8-Financial Suspension, 9-District/Multiple District Dues.

** - Abbreviation: P-President, S-Secretary, T-Treasurer, M-Member Chairperson, VP-First Vice President, MC-Communications Chairperson, SC-Service Chairperson

*** - Abbreviation: N/R - Never reported using the Lions Clubs website, N/A - Not applicable, No password registered for the Lions Clubs website.

**** - Abbreviation: N - New, IP - Immediate Past, R - Repeat.



Club Health Assessment for District 2 X3 through March 2025

			Status	Membership							Reports					Finance		LCIF
Club Number	Club Name	Charter Date		Current Member Count	YTD Members Added	YTD Members Dropped	YTD Net Growth	YTD Net Growth%	Member Count 12 Months Ago	Avg. length of service for dropped members	Months Since Last MMR ***	Yrs. Since Last Officer Report	President Rotation	Vice President Reported ****	Months Since Last Activity Report ***	Account Balance	Donations for current Fiscal Year	
			Number of times on status quo within last two years	If below 15 members appears				If net loss is greater than 20% appears			If no report in 3 months appears in	When more than one year appears in	Number of repeat terms	Notes the officers that do not have an active	If no report at 12 months appears in red			
Clubs less than two years old																		
179433	Bellmead-Lacy Lakeview	11/06/2024	Active	18	25	7	18	100.00%	0	1	0			M,VP,SC	1	90+ Days		
156068	Hill County Evening	09/28/2023	Active	18	6	7	-1	-5.26%	27	2	2		2	M,VP,SC	8			
180771	Hill County Lake Whitney	02/06/2025	Newly Chartered	20	20	0	20	100.00%	0		1			M,VP	1			
155967	Mart Area	09/07/2023	Active	11	3	7	-4	-26.67%	21	1	2		2	N M,SC	3			
Clubs more than two years old																		
1092	BELTON	04/15/1938	Active	38	3	6	-3	-7.32%	42	2	0			N	3		\$82.00	
Exc Award (06/30/2023, 06/30/2024)																		
1094	BLOOMING GROVE	09/26/1949	Active	10	1	3	-2	-16.67%	16	24	4		2	R P,M,SC	3			
52053	BUFFALO	10/04/1991	Active	17	3	3	0	0.00%	21	10	1			N SC	7		\$234.00	
Exc Award (06/30/2023)																		
1099	CLIFTON	03/14/1929	Active	52	6	8	-2	-3.70%	56	8	1		2	M,VP,SC	3		\$108.00	
Exc Award (06/30/2021, 06/30/2023)																		
1101	COPPERAS COVE	01/28/1946	Active(1)	14	2	2	0	0.00%	14	7	3		2	R M,SC	17	90+ Days		
Exc Award (06/30/2024)																		
1102	CORSICANA	07/03/1918	Active	33	3	3	0	0.00%	32	3	1			N VP,SC	3		\$66.00	
1104	CROCKETT	08/22/1923	Active	43	9	3	6	16.22%	34	32	0		2	R M,SC	0		\$74.00	
1105	DAWSON	05/10/1940	Active(3)	16	0	0	0	0.00%	16		8		2	R M,SC	24+	90+ Days		
1108	FAIRFIELD	05/02/1953	Active	16	0	2	-2	-11.11%	18	26	4		5	R M,VP,SC	24+		\$36.00	
1110	GATESVILLE	04/11/1935	Active	52	2	7	-5	-8.77%	58	4	0			N SC	3		\$114.00	
Exc Award (06/30/2021)																		
48525	GRAPELAND NOON	05/10/1988	Active	47	1	18	-17	-26.56%	62	6	1			N SC	1		\$428.00	
Exc Award (06/30/2019, 06/30/2024)																		
141406	Greater Athens Area	04/09/2020	Active	9	0	1	-1	-10.00%	11	2	4			N M,SC	4	90+ Days	\$20.00	
1112	GROESBECK	08/23/1923	Active(1)	46	0	3	-3	-6.12%	49	2	2			N M	7		\$198.00	
Exc Award (06/30/2016)																		
1113	HAMILTON	01/26/1943	Active	33	1	4	-3	-8.33%	39	21	0			N M,SC	4		\$72.00	




Club Health Assessment for District 2 X3 through March 2025

			Status	Membership							Reports					Finance	LCIF
Club Number	Club Name	Charter Date		Current Member Count	YTD Members Added	YTD Members Dropped	YTD Net Growth	YTD Net Growth%	Member Count 12 Months Ago	Avg. length of service for dropped members	Months Since Last MMR ***	Yrs. Since Last Officer Report	President Rotation	Vice President Reported ****	Months Since Last Activity Report ***	Account Balance	Donations for current Fiscal Year
			Number of times on status quo within last two years	If below 15 members appears	If net loss is greater than 20% appears					If no report in 3 months appears in	When more than one year appears in	Number of repeat terms	Notes the officers that do not have an active	If no report at 12 months red			
103994	HARKER HEIGHTS	11/19/2008	Active	13	0	5	-5	-27.78%	18	3	2		2	P,VP,SC	2		\$36.00
Exc Award (06/30/2022, 06/30/2024)																	
40844	HEWITT	02/08/1982	Active(1)	18	0	2	-2	-10.00%	22	13	0			N	0		
Exc Award (06/30/2018)																	
1114	HILLSBORO	11/21/1921	Active	54	10	4	6	12.50%	49	4	0			N	SC	0	\$96.00
Exc Award (06/30/2018, 06/30/2022)																	
1115	HUBBARD	03/28/1929	Active	17	0	1	-1	-5.56%	17	49	1		11	R	M,SC	5	\$36.00
1118	KENNARD	06/18/1973	Active	9	0	1	-1	-10.00%	10	11	5		None	R	P,M,VP,SC	24+	\$20.00
1120	KILLEEN EVENING	11/11/1964	Active	19	1	0	1	5.56%	19		5			N	SC	0	\$470.00
Exc Award (06/30/2016, 06/30/2018, 06/30/2020)																	
121362	Killeen Ladies	02/11/2014	Active(1)	5	0	1	-1	-16.67%	6	9	6		2		M,VP,SC	3	\$12.00
1119	KILLEEN NOON	05/24/1950	Active	52	4	0	4	8.33%	50		4			N		2	\$116.00
49757	KOSSE	07/05/1989	Active	18	0	0	0	0.00%	15		6			R	SC	9	
77837	LAMPASAS	11/28/2003	Active	13	0	1	-1	-7.14%	14	21	1				M,VP,SC	8	\$28.00
1122	LOMETA	03/16/1945	Active(2)	19	0	6	-6	-24.00%	24	9	5		2	N	M,SC	24+	
1126	MARLIN	05/10/1935	Active(1)	15	0	7	-7	-31.82%	22	12	7		2	R	SC	24+	90+ Days \$44.00
1128	MC GREGOR	05/22/1952	Active(1)	22	6	3	3	15.79%	23	18	1		2	R	M,SC	13	\$38.00
153113	McLennan County Lake Waco	12/12/2022	Active(3)	16	2	13	-11	-40.74%	21	2	0			IP	T,SC	N/R	90+ Days \$3,598.08
1129	MERIDIAN	06/04/1956	Active(1)	8	2	0	2	33.33%	6		7		2		VP,SC	3	\$12.00
1130	MEXIA	11/05/1921	Active	22	1	0	1	4.76%	22		0			N	M,SC	24+	\$42.00
134337	Nolanville Lions Clubs	04/30/2018	Active	18	5	6	-1	-5.26%	19	4	3		2	R	M,SC	9	
1132	OGLESBY	11/10/1949	Active(1)	31	5	1	4	14.81%	27	0	0			N	M,SC	24+	\$54.00
1133	PALESTINE	07/06/1923	Active	36	12	6	6	20.00%	29	7	0			N		5	
1134	PALESTINE EVENING	10/24/1968	Active	8	0	0	0	0.00%	8		8		3		M,VP,SC	24+	\$32.00
134105	Piney Woods	03/19/2018	Active	31	5	6	-1	-3.13%	34	2	0		2	R	M	0	\$164.00
1135	RIESEL	03/11/1947	Active(1)	22	1	3	-2	-8.33%	26	3	2			N	M,SC	6	



Club Health Assessment for District 2 X3 through March 2025

			Status	Membership							Reports					Finance	LCIF
Club Number	Club Name	Charter Date		Current Member Count	YTD Members Added	YTD Members Dropped	YTD Net Growth	YTD Net Growth%	Member Count 12 Months Ago	Avg. length of service for dropped members	Months Since Last MMR ***	Yrs. Since Last Officer Report	President Rotation	Vice President Reported ****	Months Since Last Activity Report ***	Account Balance	Donations for current Fiscal Year
			Number of times on status quo within last two years	If below 15 members appears				If net loss is greater than 20% appears			If no report in 3 months appears in	When more than one year appears in	Number of repeat terms	Notes the officers that do not have an active	If no report at 12 months appears in red		
1136	ROBINSON	06/16/1964	Active	5	0	0	0	0.00%	5		5		19	R	P,M,VP,SC	5	\$10.00
122293	Robinson Area	05/27/2014	Active	25	8	23	-15	-37.50%	25	0	3				S,VP	0	\$80.00
Exc Award (06/30/2016, 06/30/2022, 06/30/20																	
123172	Rosebud-Lott Area	09/22/2014	Active	11	0	0	0	0.00%	11		1		9	R		0	\$44.00
30547	SALADO	04/11/1975	Active	58	0	2	-2	-3.33%	66	17	0			N	M,SC	5	\$120.00
53343	TEMPLE BREAKFAST	06/23/1992	Active	27	2	3	-1	-3.57%	28	4	2		2	N	M	1	90+ Days \$150.00
1138	TEMPLE FOUNDER	06/21/1917	Active	117	8	10	-2	-1.68%	113	21	0			N	T	1	\$1,238.00
Exc Award (06/30/2022)																	
124895	Temple-Belton Ladies	05/19/2015	Active	14	3	2	1	7.69%	16	5	2			N	M	4	\$724.00
Exc Award (06/30/2020, 06/30/2021, 06/30/20																	
41952	VALLEY MILLS	11/15/1982	Active(1)	14	0	0	0	0.00%	14		12		12	R	S,M,SC	6	
1141	WACO FOUNDER, INC.	07/19/1916	Active	67	6	4	2	3.08%	65	11	0			N	SC	1	\$130.00
120955	Waco Women's	12/13/2013	Active	20	7	4	3	17.65%	17	19	0			N	M,SC	0	\$34.00
Exc Award (06/30/2016, 06/30/2023)																	
1145	WHITNEY	06/29/1931	Active(2)	19	26	19	7	58.33%	12	12	1		None		P,S,T,M,VP SC	5	

Clubs Cancelled Previous Fiscal Year – Clubs Cancelled within last 12 months may be reinstated

Club Number	Club Name	Charter Date	Current Status*	Cancellation Date
123700	China Spring-Bosqueville Area	11/25/2014	Cancelled(6*)	06/29/2024
84726	WACO HEART OF TEXAS	01/20/2005	Cancelled(8*)	08/29/2023

Current Total Clubs Count	YTD New Clubs Count	YTD Cancelled Clubs Count	YTD Net Club Gain	Current Total Members Count	YTD Add	YTD Drop	YTD Net Growth	YTD Net Growth %	Member Count 12 Months Ago	Average Member Count Per Club	% of Clubs with less than 20 members	% No MMR in 3 Months	% No Officer Report in 12 Months	% of Clubs with balance 90+ days	Number of Clubs in Status Quo	% Status Quo Clubs in Financial Suspension	Number of Cancelled Clubs	Average Cancelled Club Age	Members Lost Due to Cancellation	% of Clubs Cancelled for Non-Financial Reasons
51	2	0	2	1,336	199	217	-18	-1.33%	1,369	26	55%	35%	0%	14%	0	0%	0	0	0	0%



Club Health Assessment for District 2 X3 through March 2025

			Status	Membership							Reports					Finance	LCIF
Club Number	Club Name	Charter Date		Current Member Count	YTD Members Added	YTD Members Dropped	YTD Net Growth	YTD Net Growth%	Member Count 12 Months Ago	Avg. length of service for dropped members	Months Since Last MMR ***	Yrs. Since Last Officer Report	President Rotation	Vice President Reported ****	Months Since Last Activity Report ***	Account Balance	Donations for current Fiscal Year
			Number of times on status quo within last two years	If below 15 members appears				If net loss is greater than 20% appears			If no report in 3 months appears in	When more than one year appears in	Number of repeat terms	Notes the officers that do not have an active	If no report at 12 months appears in red		

* - P - Priority Club. Cancellation Reasons: 1-Objectives/conduct, 2-Non-active club, 5-Non-existing club, 6-Disbanding, 7-Merger, 8-Financial Suspension, 9-District/Multiple District Dues.
** - Abbreviation: P-President, S-Secretary, T-Treasurer, M-Member Chairperson, VP-First Vice President, MC-Communications Chairperson, SC-Service Chairperson
*** - Abbreviation: N/R - Never reported using the Lions Clubs website, N/A - Not applicable, No password registered for the Lions Clubs website.
**** - Abbreviation: N - New, IP - Immediate Past, R - Repeat.




Club Health Assessment for District 2 A1 through March 2025

			Status	Membership							Reports					Finance	LCIF					
Club Number	Club Name	Charter Date		Current Member Count	YTD Members Added	YTD Members Dropped	YTD Net Growth	YTD Net Growth%	Member Count 12 Months Ago	Avg. length of service for dropped members	Months Since Last MMR ***	Yrs. Since Last Officer Report	President Rotation	Vice President Reported ****	Months Since Last Activity Report ***	Account Balance	Donations for current Fiscal Year					
			Number of times on status quo within last two years	If below 15 members appears				If net loss is greater than 20% appears			If no report in 3 months appears in	When more than one year appears in	Number of repeat terms		Notes the officers that do not have an active	If no report at 12 months red						
Clubs more than two years old																						
1147	BALLINGER	08/16/1928	Active	42	7	1	6	16.67%	41	1	0		2	M,VP,SC	0	90+ Days						
31849	BALLINGER BREAKFAST	03/24/1976	Active	6	0	0	0	0.00%	6		11		18	M,VP,SC	24+							
1148	BANGS	12/04/1944	Cancelled(8*)	0	0	7	-7	-100.00%	7	15	3	1	None	P,S,T,M,VP SC	24+							
130483	Big Spring Centennial	03/17/2017	Active	9	0	1	-1	-10.00%	12	5	8		N	M,SC	2							
33071	BLANKET	12/21/1976	Active	10	0	0	0	0.00%	11		12		12	R	P,M,VP,SC				24+			
1154	BRONTE EVENING	05/19/1966	Active	8	0	0	0	0.00%	8		9		6	R	S,M,VP,SC				24+			
1157	COAHOMA	09/28/1955	Active	20	1	3	-2	-9.09%	22	4	6		9	R	M,SC				24+			
1159	COLEMAN EVENING	03/19/1968	Active	19	2	6	-4	-17.39%	22	9	3		None	N	P,M,SC				5			
1160	COLORADO CITY	07/17/1922	Active	31	3	1	2	6.90%	26	59	6			N	SC				0			
Exc Award (06/30/2024)																						
104952	CONCHO COUNTY	03/10/2009	Active(1)	9	0	0	0	0.00%	9		15	1	None	P,S,T,M,VP SC	24+	90+ Days						
1164	ELDORADO	05/18/1928	Active	12	0	0	0	0.00%	12		11			N	M,SC				10			
32189	GARDEN CITY	05/11/1976	Active	9	0	3	-3	-25.00%	12	34	0		3		P,M,VP,SC				N/R			
1165	GOLDTHWAITE	05/13/1929	Active(1)	14	0	0	0	0.00%	18		5				M,VP,SC				16			
1167	JUNCTION	01/25/1945	Active	10	0	2	-2	-16.67%	12	11	1		None	P,T,M,VP,SC	21				90+ Days			
1169	KINGSLAND	01/19/1961	Active	47	0	9	-9	-16.07%	66	11	0				M,VP,SC					12	\$50.00	
39022	LAKE BROWNWOOD L C	11/17/1980	Cancelled(6*)	0	0	4	-4	-100.00%	4	12	4		None	P,S,T,M,VP SC	24+							
1170	LLANO	04/01/1935	Active	45	1	7	-6	-11.76%	49	24	3				T,M,VP,SC					24+		
1173	MASON	02/10/1942	Active	57	5	4	1	1.79%	56	11	2				M,VP,SC				24+			
41655	MERTZON IRION COUNTY	06/29/1982	Active	11	0	0	0	0.00%	10		9		10		T,M,VP,SC				N/R			
1175	MIDLAND DOWNTOWN	04/09/1928	Active	26	0	5	-5	-16.13%	31	31	0				M,VP,SC	0	\$60.00					
42512	MIDLAND NORTHSIDE	04/26/1983	Active	20	3	1	2	11.11%	18	3	0		2	N	M,SC	0		\$100.00				
1180	MIDLAND TALL CITY	11/30/1971	Active	8	0	2	-2	-20.00%	10	1	2		4		S,M,VP,SC	5						
1181	MIDLAND WEST SIDE	12/10/1953	Active	47	1	3	-2	-4.08%	53	16	3		2	R	SC	2		\$540.00				



Club Health Assessment for District 2 A1 through March 2025

			Status	Membership							Reports					Finance		LCIF
Club Number	Club Name	Charter Date		Current Member Count	YTD Members Added	YTD Members Dropped	YTD Net Growth	YTD Net Growth%	Member Count 12 Months Ago	Avg. length of service for dropped members	Months Since Last MMR ***	Yrs. Since Last Officer Report	President Rotation	Vice President Reported ****	Months Since Last Activity Report ***	Account Balance	Donations for current Fiscal Year	
			Number of times on status quo within last two years	If below 15 members appears				If net loss is greater than 20% appears			If no report in 3 months appears in	When more than one year appears in	Number of repeat terms	Notes the officers that do not have an active	If no report at 12 months appears in red			
Exc Award (06/30/2018, 06/30/2021, 06/30/2023)																		
1182	MILES	10/15/1948	Active	17	1	0	1	6.25%	16		5	1	None	P,S,T,M,VP SC	N/R			
1188	REAGAN COUNTY	06/23/1941	Active	17	0	0	0	0.00%	17		19	1	None	P,S,T,M,VP SC	N/R			
125959	Roscoe	10/13/2015	Cancelled(6*)	0	0	19	-19	-100.00%	19	8	4	1	None	P,S,T,M,VP SC	24+			
1190	ROWENA	10/28/1948	Active	23	0	0	0	0.00%	23		7		3	R P,T,M,VP,SC	N/R			
52945	SAN ANGELO CONCHO PEARL	04/23/1992	Active	35	6	1	5	16.67%	32	22	0			N SC	3		\$612.00	
Exc Award (06/30/2018, 06/30/2023)																		
1191	SAN ANGELO DOWNTOWN	09/06/1923	Active	76	10	18	-8	-9.52%	83	10	0			N SC	3		\$20.00	
Exc Award (06/30/2023)																		
1192	SAN ANGELO EAST ANGELO	01/06/1958	Active	89	9	4	5	5.95%	85	3	0			N SC	9			
Exc Award (06/30/2023)																		
119252	SAN ANGELO LADY LIONS	04/29/2013	Active	20	4	1	3	17.65%	17	6	5			R M,SC	0			
Exc Award (06/30/2018)																		
133959	San Angelo Lighthouse	03/07/2018	Active	16	0	2	-2	-11.11%	18	2	5		3	S,T,M,VP,SC	24+	90+ Days		
1194	SAN ANGELO NORTH BY NORTHWEST	06/30/1972	Cancelled(6*)	0	0	9	-9	-100.00%	9	31	1		None	P,S,T,M,VP SC	8			
1195	SAN ANGELO SOUTHSIDE	01/29/1960	Active(1)	18	0	0	0	0.00%	18		5		4	R T,M,VP,SC	24+	90+ Days		
1202	SONORA	05/09/1928	Active	31	3	2	1	3.33%	28	7	3			M,VP,SC	N/R		\$60.00	
1205	STERLING CITY	03/28/1929	Active(1)	10	0	0	0	0.00%	10		3	1	None	P,S,T,M,VP SC	24+			
1206	SWEETWATER	09/16/1929	Active	60	3	1	2	3.45%	63	2	2			M,VP,SC	12		\$116.00	
1210	WINTERS	05/23/1924	Active	11	0	0	0	0.00%	12		10		2	P,T,M,VP,SC	10			

Clubs Cancelled Previous Fiscal Year – Clubs Cancelled within last 12 months may be reinstated

Club Number	Club Name	Charter Date	Current Status*	Cancellation Date
110125	CONCHO VALLEY LAW ENFORCEMENT	01/14/2011	Cancelled(6*)	06/29/2024



Club Health Assessment for District 2 A1 through March 2025

Club Number			Club Name			Charter Date			Status					Membership					Reports					Finance		LCIF
									Current Member Count	YTD Members Added	YTD Members Dropped	YTD Net Growth	YTD Net Growth%	Member Count 12 Months Ago	Avg. length of service for dropped members	Months Since Last MMR ***	Yrs. Since Last Officer Report	President Rotation	Vice President Reported ****	Months Since Last Activity Report ***	Account Balance	Donations for current Fiscal Year				
									Number of times on status quo within last two years	If below 15 members appears			If net loss is greater than 20% appears			If no report in 3 months appears in			When more than one year appears in	Number of repeat terms	Notes the officers that do not have an active			If no report at 12 months appears in red		
Current Total Clubs Count	YTD New Clubs Count	YTD Cancelled Clubs Count	YTD Net Club Gain	Current Total Members Count	YTD Add	YTD Drop	YTD Net Growth	YTD Net Growth %	Member Count 12 Months Ago	Average Member Count Per Club	% of Clubs with less than 20 members	% No MMR in 3 Months	% No Officer Report in 12 Months	% of Clubs with balance 90+ days	Number of Clubs in Status Quo	% Status Quo Clubs in Financial Suspension	Number of Cancelled Clubs	Average Cancelled Club Age	Members Lost Due to Cancellation	% of Clubs Cancelled for Non-Financial Reasons						
34	0	4	-4	883	59	116	-57	-6.06%	965	26	53%	65%	12%	12%	0	0%	4	50	39	75%						

* - P - Priority Club. Cancellation Reasons: 1-Objectives/conduct, 2-Non-active club, 5-Non-existing club, 6-Disbanding, 7-Merger, 8-Financial Suspension, 9-District/Multiple District Dues.

** - Abbreviation: P-President, S-Secretary, T-Treasurer, M-Member Chairperson, VP-First Vice President, MC-Communications Chairperson, SC-Service Chairperson

*** - Abbreviation: N/R - Never reported using the Lions Clubs website, N/A - Not applicable, No password registered for the Lions Clubs website.

**** - Abbreviation: N - New, IP - Immediate Past, R - Repeat.




Club Health Assessment for District 2 A2 through March 2025

Club Number	Club Name	Charter Date	Status	Membership							Reports					Finance	LCIF
				Current Member Count	YTD Members Added	YTD Members Dropped	YTD Net Growth	YTD Net Growth%	Member Count 12 Months Ago	Avg. length of service for dropped members	Months Since Last MMR ***	Yrs. Since Last Officer Report	President Rotation	Vice President Reported ****	Months Since Last Activity Report ***	Account Balance	Donations for current Fiscal Year
			Number of times on status quo within last two years	If below 15 members appears				If net loss is greater than 20% appears			If no report in 3 months appears	When more than one year appears in	Number of repeat terms	Notes the officers that do not have an active	If no report at 12 months red		
Clubs less than two years old																	
157446	Del Rio Amistad	04/04/2024	Active	25	13	4	9	56.25%	0	1	1			S,M,VP,SC	6		
171394	Del Rio Lady Educators	05/21/2024	Active	43	7	21	-14	-24.56%	0	0	0		2	N	4		
179000	San Antonio Autism	10/04/2024	Active	26	28	2	26	100.00%	0	0	0			VP,SC	N/R		
155721	San Antonio Yellow Rose	09/20/2023	Active	11	1	0	1	10.00%	22		2		2	N	12	90+ Days	
Clubs more than two years old																	
134554	Bandera	05/10/2018	Active	16	1	4	-3	-15.79%	17	2	1			N	16		
41774	BEXAR CNTY CHINA GROVE AREA	08/11/1982	Active	27	0	0	0	0.00%	27		7		7	R	13		
124884	Boerne	05/21/2015	Active	7	1	0	1	16.67%	6		6		9	M,VP,SC	20		
1215	BRUNI	03/24/1950	Active	19	0	0	0	0.00%	19		7		3	R	23	90+ Days	
1216	CARRIZO SPRINGS	03/07/1940	Active	7	0	0	0	0.00%	7		7		9	S,T,M,VP,SC	24+		
120433	Castroville	09/27/2013	Active(2)	1	0	0	0	0.00%	1		16	1	None	P,S,T,M,VP SC	N/R		
1218	CENTER POINT	04/14/1949	Active	20	0	0	0	0.00%	20		29	1	None	P,S,T,M,VP SC	22	90+ Days	
1219	COMFORT	10/06/1949	Active	15	0	1	-1	-6.25%	16	13	5			R	23		
Exc Award (06/30/2018)																	
1223	CONVERSE	03/11/1949	Active	22	2	6	-4	-15.38%	26	10	2		2	N	3		
1222	CRYSTAL CITY	03/05/1951	Active	12	0	0	0	0.00%	12		7		10	R	24+		
1224	DEL RIO HOST	03/05/1928	Active	59	8	5	3	5.36%	61	16	1			N	0		\$141.00
Exc Award (06/30/2017)																	
1225	DEL RIO SAN FELIPE	04/22/1949	Active	87	10	6	4	4.82%	79	9	0			N	0		\$788.95
Exc Award (06/30/2023, 06/30/2024)																	
1226	DEVINE	04/24/1952	Active	40	2	4	-2	-4.76%	42	12	0		22	R	0		
1227	DHANIS	11/23/1948	Active	29	0	0	0	0.00%	29		13	1	None	P,S,T,M,VP SC	N/R	90+ Days	
50526	EAGLE PASS BORDER	05/10/1990	Active	26	3	2	1	4.00%	27	2	3			N	3		
Exc Award (06/30/2023)																	
1230	EAGLE PASS EVENING	10/21/1969	Active	54	1	1	0	0.00%	61	31	5			M,VP,SC	23		



Club Health Assessment for District 2 A2 through March 2025

			Status	Membership							Reports					Finance	LCIF
Club Number	Club Name	Charter Date		Current Member Count	YTD Members Added	YTD Members Dropped	YTD Net Growth	YTD Net Growth%	Member Count 12 Months Ago	Avg. length of service for dropped members	Months Since Last MMR ***	Yrs. Since Last Officer Report	President Rotation	Vice President Reported ****	Months Since Last Activity Report ***	Account Balance	Donations for current Fiscal Year
			Number of times on status quo within last two years	If below 15 members appears				If net loss is greater than 20% appears			If no report in 3 months appears in	When more than one year appears in	Number of repeat terms	Notes the officers that do not have an active	If no report at 12 months appears in red		
Exc Award (06/30/2023)																	
1232	FLORESVILLE	10/19/1944	Active	48	5	1	4	9.09%	46	0	4		2	R	M	2	
Exc Award (06/30/2019, 06/30/2024, 07/30/2020)																	
1233	FREDERICKSBURG	07/08/1929	Active	16	0	0	0	0.00%	16		11			N	M,VP,SC	4	
1234	GEORGE WEST	06/28/1948	Active	16	1	3	-2	-11.11%	18	17	1		3	R	M,SC	24+	
1236	HELOTES	07/28/1950	Active	31	2	2	0	0.00%	32	0	5		3	R	P,M	24+	
Exc Award (06/30/2022)																	
1237	HONDO	03/06/1940	Active	23	0	6	-6	-20.69%	29	11	0				P,M,VP,SC	24+	
1241	KERRVILLE HEART O'THE HILLS	04/24/1967	Active	3	1	0	1	50.00%	4		8		2		M,VP,SC	4	
1240	KERRVILLE HOST	09/24/1946	Active	56	13	9	4	7.69%	49	5	0				VP,SC	0	
Exc Award (06/30/2022, 06/30/2023, 06/30/2020)																	
45052	KERRVILLE SUNRISE	06/28/1985	Active	8	0	0	0	0.00%	8		9		5		M,VP,SC	20	
1247	LA VERNIA	04/13/1971	Active	42	1	1	0	0.00%	42	2	1		3	R		1	
Exc Award (06/30/2023, 06/30/2024)																	
1245	LAREDO NOON HOST	03/03/1922	Active(3)	2	2	0	2	100.00%	4		1		7		S,T,M,VP,SC	24+	
1248	LEAKEY	03/11/1948	Active	34	1	6	-5	-12.82%	40	6	4		2	R		2	
32878	PEARSALL	10/29/1976	Active	6	0	0	0	0.00%	6		10		8		P,T,M,VP,SC	24+	
1251	PLEASANTON	05/19/1948	Active	17	4	1	3	21.43%	14	13	0			N	SC	24+	
1252	POTEET	01/15/1970	Active	134	11	8	3	2.29%	130	8	0			R	VP,SC	24+	
50070	SABINAL	12/30/1989	Active(2)	10	0	0	0	0.00%	10		7		3	R	S,T,M,SC	24+	\$400.00
39336	SAN ANTONIO ALAMO CITY	01/31/1981	Active	11	0	0	0	0.00%	11		1		13		M,VP,SC	24+	\$11.00
1258	SAN ANTONIO ALAMO HEIGHTS	10/25/1940	Active	14	2	3	-1	-6.67%	21	31	0		4	R	M,SC	24+	
Exc Award (06/30/2019, 06/30/2021)																	
55869	SAN ANTONIO ALAMO POSTAL	06/22/1994	Active	4	0	1	-1	-20.00%	5	21	3		None		P,T,M,VP,SC	N/R	\$220.00
103855	SAN ANTONIO ALAMO RANCH	10/23/2008	Active	20	3	10	-7	-25.93%	27	6	2			N	M,SC	2	\$2,600.00
106212	SAN ANTONIO AREA FAMILY	08/06/2009	Active	19	0	3	-3	-13.64%	22	12	5		2		M,VP,SC	14	



Club Health Assessment for District 2 A2 through March 2025

			Status	Membership						Reports					Finance	LCIF	
Club Number	Club Name	Charter Date		Current Member Count	YTD Members Added	YTD Members Dropped	YTD Net Growth	YTD Net Growth%	Member Count 12 Months Ago	Avg. length of service for dropped members	Months Since Last MMR ***	Yrs. Since Last Officer Report	President Rotation	Vice President Reported ****	Months Since Last Activity Report ***	Account Balance	Donations for current Fiscal Year
			Number of times on status quo within last two years	If below 15 members appears				If net loss is greater than 20% appears			If no report in 3 months appears in	When more than one year appears in	Number of repeat terms	Notes the officers that do not have an active	If no report at 12 months appears in red		
Exc Award (06/30/2018)																	
123307	San Antonio Bexar Necessities	10/08/2014	Active	14	0	2	-2	-12.50%	16	2	8		3	VP	2	90+ Days	
Exc Award (06/30/2023, 06/30/2024)																	
1257	SAN ANTONIO CENTRAL PARK	05/23/1969	Active	21	2	1	1	5.00%	23	41	0		2	R	3		\$3,100.00
34603	SAN ANTONIO EDGEWOOD	11/07/1977	Active	85	8	4	4	4.94%	81	10	1			N	M,SC	1	\$20.00
Exc Award (06/30/2017, 06/30/2019, 06/30/2020)																	
106251	SAN ANTONIO FIRST LADIES	08/12/2009	Active	5	0	1	-1	-16.67%	6	15	6		6	R	M,SC	24+	
Exc Award (06/30/2017)																	
1256	SAN ANTONIO FOUNDER	01/17/1919	Active	47	4	1	3	6.82%	43	20	2			N	VP	1	\$300.00
Exc Award (06/30/2019)																	
125103	San Antonio Guide Dogs of Texas	06/18/2015	Active	5	0	6	-6	-54.55%	11	7	3		5	R	S,M,SC	24+	
1263	SAN ANTONIO HARLANDALE	03/23/1942	P- Active	0	0	0	0	0.00%	0		45	1	None		P,S,T,M,VP SC	N/R	
1266	SAN ANTONIO HIGHLAND HILLS	10/16/1956	Active(1)	7	0	0	0	0.00%	7		12		5	N	M,SC	24+	90+ Days
Exc Award (06/30/2022)																	
111410	SAN ANTONIO LIGHTHOUSE	06/20/2011	Active	8	0	1	-1	-11.11%	7	10	2		5	N	SC	23	
38415	SAN ANTONIO NORTH S A HILLS	05/13/1980	Active	27	3	0	3	12.50%	25		1			N	SC	24+	
1268	SAN ANTONIO NORTHSIDE	11/05/1956	Active	38	7	2	5	15.15%	33	27	2			N	SC	1	
1269	SAN ANTONIO NORTHWEST	03/22/1951	Active	12	1	3	-2	-14.29%	14	13	2			N	M,SC	24+	\$200.00
Exc Award (06/30/2018, 06/30/2024)																	
82366	SAN ANTONIO REGION 20	05/18/2004	Active	15	0	0	0	0.00%	14		2		5	R		7	\$75.00
Exc Award (06/30/2024)																	
116846	SAN ANTONIO UNIVERSITY OF INCARNATE WORD	05/14/2012	Active	5	0	0	0	0.00%	5		15			R	M,SC	16	90+ Days
1273	SAN ANTONIO WEST SIDE	07/17/1951	Active	17	0	0	0	0.00%	18		7		5	R	M,SC	3	
Exc Award (06/30/2017)																	
31779	SAN ANTONIO WINDCREST	03/02/1976	Active	31	4	2	2	6.90%	31	5	0			N	M	6	\$250.00
Exc Award (06/30/2018, 06/30/2023)																	
119413	STOCKDALE	05/21/2013	Active(2)	3	0	1	-1	-25.00%	5	10	4		4		M,VP,SC	24+	



Club Health Assessment for District 2 A2 through March 2025

INTERNATIONAL

Club Number	Club Name	Charter Date	Status	Membership							Reports					Finance	LCIF
				Current Member Count	YTD Members Added	YTD Members Dropped	YTD Net Growth	YTD Net Growth%	Member Count 12 Months Ago	Avg. length of service for dropped members	Months Since Last MMR ***	Yrs. Since Last Officer Report	President Rotation	Vice President Reported ****	Months Since Last Activity Report ***	Account Balance	Donations for current Fiscal Year
			Number of times on status quo within last two years	If below 15 members appears				If net loss is greater than 20% appears			If no report in 3 months appears in	When more than one year appears in	Number of repeat terms	Notes the officers that do not have an active	If no report at 12 months appears in red		
1276	TILDEN	07/13/1948	Active	20	0	0	0	0.00%	20		7		3	R P,VP,SC	N/R		
1278	UTOPIA	03/19/1948	Active	3	1	2	-1	-25.00%	4	3	4		6	T,M,VP,SC	16		
1279	UVALDE	06/30/1928	Active	24	4	0	4	20.00%	20		5			P,M,VP,SC	5		\$500.00

Clubs Cancelled Previous Fiscal Year – Clubs Cancelled within last 12 months may be reinstated

Club Number	Club Name	Charter Date	Current Status*	Cancellation Date
1214	BRACKETTVILLE	01/11/1954	Cancelled(6*)	04/29/2024
1274	SOMERSET	08/12/1948	Cancelled(6*)	11/29/2023
127525	Universal City	05/13/2016	Cancelled(6*)	09/29/2023

Current Total Clubs Count	YTD New Clubs Count	YTD Cancelled Clubs Count	YTD Net Club Gain	Current Total Members Count	YTD Add	YTD Drop	YTD Net Growth	YTD Net Growth %	Member Count 12 Months Ago	Average Member Count Per Club	% of Clubs with less than 20 members	% No MMR in 3 Months	% No Officer Report in 12 Months	% of Clubs with balance 90+ days	Number of Clubs in Status Quo	% Status Quo Clubs in Financial Suspension	Number of Cancelled Clubs	Average Cancelled Club Age	Members Lost Due to Cancellation	% of Clubs Cancelled for Non-Financial Reasons
60	1	0	1	1,447	157	136	21	1.47%	1,389	24	53%	53%	7%	13%	0	0%	0	0	0	0%

* - P - Priority Club. Cancellation Reasons: 1-Objectives/conduct, 2-Non-active club, 5-Non-existing club, 6-Disbanding, 7-Merger, 8-Financial Suspension, 9-District/Multiple District Dues.

** - Abbreviation: P-President, S-Secretary, T-Treasurer, M-Member Chairperson, VP-First Vice President, MC-Communications Chairperson, SC-Service Chairperson

*** - Abbreviation: N/R - Never reported using the Lions Clubs website, N/A - Not applicable, No password registered for the Lions Clubs website.

**** - Abbreviation: N - New, IP - Immediate Past, R - Repeat.



Club Health Assessment for District 2 A3 through March 2025

			Status	Membership							Reports					Finance		LCIF
Club Number	Club Name	Charter Date		Current Member Count	YTD Members Added	YTD Members Dropped	YTD Net Growth	YTD Net Growth%	Member Count 12 Months Ago	Avg. length of service for dropped members	Months Since Last MMR ***	Yrs. Since Last Officer Report	President Rotation	Vice President Reported ****	Months Since Last Activity Report ***	Account Balance	Donations for current Fiscal Year	
			Number of times on status quo within last two years	If below 15 members appears					If net loss is greater than 20% appears			If no report in 3 months appears in	When more than one year appears in	Number of repeat terms	Notes the officers that do not have appears in an active	If no report at 12 months red		
Clubs less than two years old																		
180254	PSJA	01/06/2025	Newly Chartered	32	32	0	32	100.00%	0		2			N	M,SC	0		
Clubs more than two years old																		
124744	Alamo	04/24/2015	Active	25	3	0	3	13.64%	19		2			R	SC	3	90+ Days	
Exc Award (06/30/2020)																		
1282	ALICE	01/28/1924	Active(1)	7	0	0	0	0.00%	7		18	1	None		P,S,T,M,VP SC	24+	90+ Days	
82734	ALTON	06/23/2004	Active	12	0	2	-2	-14.29%	14	18	7		12	R	M,VP,SC	24+	90+ Days	
140729	Aransas County Womens	01/14/2020	Active	30	2	2	0	0.00%	30	1	0			N		0	\$50.00	
Exc Award (06/30/2021, 06/30/2022)																		
1284	ARANSAS PASS	11/19/1928	Active	13	6	3	3	30.00%	11	3	2			N	M,SC	3	\$500.00	
Exc Award (06/30/2020)																		
56242	BROWNSVILLE BORDER	11/16/1994	Active	29	1	2	-1	-3.33%	30	5	2		3	N	M,SC	24+		
1287	BROWNSVILLE DOWNTOWN	07/29/1927	Active	29	0	2	-2	-6.45%	32	9	4		3	N	M,SC	1		
1288	BROWNSVILLE NITE LIONS	09/17/1970	Active	26	4	2	2	8.33%	24	2	0		2	R		0	\$500.00	
Exc Award (06/30/2018, 06/30/2019, 06/30/2020)																		
1289	BROWNSVILLE WEST BROWNSVILLE	11/11/1948	Active	33	0	3	-3	-8.33%	34	4	3			N		0	\$50.00	
Exc Award (06/30/2018, 06/30/2019, 06/30/2020)																		
1292	CORPUS CHRISTI DOWNTOWN	12/18/1923	Active(2)	16	7	1	6	60.00%	16	3	4		5		VP	6		
51020	CORPUS CHRISTI INDUSTRIAL NOON	10/24/1990	Active(1)	5	0	0	0	0.00%	5		21	1	None		P,S,T,M,VP SC	24+	90+ Days	
120592	Corpus Christi Women	10/31/2013	Active	11	0	0	0	0.00%	14		9				M,VP,SC	3		
Exc Award (06/30/2022)																		
1297	DONNA	02/15/1938	Active	39	5	2	3	8.33%	36	21	1			R	M,SC	1		
Exc Award (06/30/2021, 06/30/2023)																		
1298	EDINBURG	11/07/1938	Active	34	3	0	3	9.68%	35		5		2		M,VP,SC	0	\$270.00	
Exc Award (06/30/2016, 06/30/2020, 06/30/2021)																		
59169	EDINBURG EARLY RISERS	02/26/1997	Active	14	1	1	0	0.00%	15	2	5			IP	M,SC	1		



Club Health Assessment for District 2 A3 through March 2025

			Status	Membership							Reports					Finance		LCIF
Club Number	Club Name	Charter Date		Current Member Count	YTD Members Added	YTD Members Dropped	YTD Net Growth	YTD Net Growth%	Member Count 12 Months Ago	Avg. length of service for dropped members	Months Since Last MMR ***	Yrs. Since Last Officer Report	President Rotation	Vice President Reported ****	Months Since Last Activity Report ***	Account Balance	Donations for current Fiscal Year	
			Number of times on status quo within last two years	If below 15 members appears				If net loss is greater than 20% appears			If no report in 3 months appears in	When more than one year appears in	Number of repeat terms	Notes the officers that do not have an active	If no report at 12 months red			
1304	HARLINGEN	08/09/1927	Active	20	0	0	0	0.00%	21		2			IP	2			
	Exc Award (06/30/2020, 06/30/2021)																	
51076	HARLINGEN AMIGAS	11/27/1990	Active(1)	17	2	2	0	0.00%	18	15	1		4	N SC	0			
	Exc Award (06/30/2017, 06/30/2019, 06/30/2020)																	
1305	HARLINGEN DAWN BREAKERS	04/10/1973	Active	15	0	1	-1	-6.25%	16	5	6			IP	24			
	Exc Award (06/30/2019)																	
53198	HIDALGO	06/04/1992	Active	16	2	5	-3	-15.79%	19	17	0			T,VP,SC	24+	90+ Days		
	Exc Award (06/30/2021, 06/30/2023)																	
146825	Ingleside North Bay	06/18/2021	Active	7	3	0	3	75.00%	4		0		6	T,M,VP,SC	0			
1309	INTERNATIONAL	04/09/1962	Active	24	2	2	0	0.00%	21	5	2		3	R M,SC	12			
	Exc Award (06/30/2019, 06/30/2020)																	
1310	KINGSVILLE	06/25/1929	Active	38	3	2	1	2.70%	39	36	1			N SC	0		\$100.00	
	Exc Award (06/30/2016, 06/30/2023, 06/30/2024)																	
41818	LA FERIA	09/28/1982	Active(1)	10	0	0	0	0.00%	0		9		None	P,S,T,M,VP SC	24+	90+ Days		
57581	LA JOYA	12/05/1995	Active(1)	26	0	0	0	0.00%	26		4		None	P,M,VP,SC	24+	90+ Days		
	Exc Award (06/30/2019, 06/30/2020, 06/30/2021)																	
1313	LOS FRESNOS	12/02/1947	Active	12	3	1	2	20.00%	12	2	0			IP M,SC	5			
	Exc Award (06/30/2023)																	
1315	MC ALLEN	10/25/1923	Active	24	0	0	0	0.00%	24		21	1	None	P,S,T,M,VP SC	24+	90+ Days		
1316	MC ALLEN EVENING	10/30/1973	Active	13	1	0	1	8.33%	13		0		3	M,VP,SC	24+	90+ Days		
1317	MC ALLEN PALM CITY	02/28/1969	Active	21	2	1	1	5.00%	19	11	2		2	R SC	9		\$360.00	
	Exc Award (06/30/2023, 06/30/2024)																	
1318	MERCEDES	03/31/1949	Active	25	2	0	2	8.70%	23		0		3	N	0		\$115.00	
	Exc Award (06/30/2019, 06/30/2021)																	
1319	MISSION	04/28/1926	Active	54	5	6	-1	-1.82%	58	3	0			N T	2			
125248	Mission Sunset	06/24/2015	Active	9	0	3	-3	-25.00%	12	6	6			R M,VP,SC	1			
128063	Odem Area	06/23/2016	Active	16	3	0	3	23.08%	15		4		8	R M,SC	0		\$545.00	
	Exc Award (06/30/2019, 06/30/2020, 06/30/2021)																	



Club Health Assessment for District 2 A3 through March 2025

			Status	Membership							Reports					Finance		LCIF
Club Number	Club Name	Charter Date		Current Member Count	YTD Members Added	YTD Members Dropped	YTD Net Growth	YTD Net Growth%	Member Count 12 Months Ago	Avg. length of service for dropped members	Months Since Last MMR ***	Yrs. Since Last Officer Report	President Rotation	Vice President Reported ****	Months Since Last Activity Report ***	Account Balance	Donations for current Fiscal Year	
			Number of times on status quo within last two years	If below 15 members appears				If net loss is greater than 20% appears			If no report in 3 months appears in	When more than one year appears in	Number of repeat terms	Notes the officers that do not have an active	If no report at 12 months appears in red			
133549	Pharr Centennial	01/04/2018	Active(1)	15	1	0	1	7.14%	16		8		2	N	M,SC	16	90+ Days	
	Exc Award (06/30/2021, 06/30/2022, 06/30/2023)																	
1326	PORTLAND	02/15/1965	Active	12	0	2	-2	-14.29%	14	1	3			N		24+		
	Exc Award (06/30/2020)																	
53033	PORTLAND NORTH BAY	05/04/1992	Active	29	1	5	-4	-12.12%	33	20	0			N	M,SC	0		\$100.00
	Exc Award (06/30/2017, 06/30/2018, 06/30/2019)																	
1327	PREMONT	04/10/1947	Active	10	0	1	-1	-9.09%	12	8	3		5	R	M,SC	12		
1328	RAYMONDVILLE	10/07/1944	Active	17	1	0	1	6.25%	15		2			N	P,M,SC	24+		
1329	RIO GRANDE CITY	12/03/1953	Active	29	8	3	5	20.83%	25	6	2				S,M,VP,SC	0		
1332	ROCKPORT	03/02/1950	Active	24	0	7	-7	-22.58%	30	6	0			N	SC	0		\$3,025.00
	Exc Award (06/30/2021)																	
106809	ROMA	11/04/2009	Active	10	0	0	0	0.00%	10		21	1	None		P,S,T,M,VP SC	24+	90+ Days	
1334	SAN BENITO	08/23/1927	Active	29	1	0	1	3.57%	25		6		6	R		0		\$1,700.00
	Exc Award (06/30/2022, 06/30/2023, 06/30/2024)																	
126965	San Juan Community	03/08/2016	Active	21	6	23	-17	-44.74%	38	2	2			N	SC	5		\$240.00
	Exc Award (06/30/2023, 06/30/2024)																	
1340	SINTON	12/20/1960	Active	6	0	0	0	0.00%	6		13	1	None		P,S,T,M,VP SC	24+	90+ Days	
55781	SINTON NITE	06/01/1994	Active	11	0	0	0	0.00%	16		1			N	S	1		
	Exc Award (06/30/2019, 06/30/2021, 06/30/2022)																	
1343	WESLACO	11/25/1927	Active	68	1	4	-3	-4.23%	71	9	3		2		VP	0		
	Exc Award (06/30/2023, 06/30/2024)																	
1344	WESLACO MID-VALLEY	11/19/1970	Active(1)	45	4	1	3	7.14%	38	36	0		2	R	M,SC	0		
1345	ZAPATA	05/04/1954	Active	43	6	0	6	16.22%	39		0			N		4		
	Exc Award (06/30/2017, 06/30/2019, 06/30/2020)																	

Clubs Cancelled Previous Fiscal Year – Clubs Cancelled within last 12 months may be reinstated

Club Number	Club Name	Charter Date	Current Status*	Cancellation Date
1283	ALICE EVENING	06/25/1971	Cancelled(8*)	01/29/2024



Club Health Assessment for District 2 A3 through March 2025

Club Number			Club Name			Charter Date			Status					Membership					Reports					Finance		LCIF
									Current Member Count	YTD Members Added	YTD Members Dropped	YTD Net Growth	YTD Net Growth%	Member Count 12 Months Ago	Avg. length of service for dropped members	Months Since Last MMR ***	Yrs. Since Last Officer Report	President Rotation	Vice President Reported ****	Months Since Last Activity Report ***	Account Balance	Donations for current Fiscal Year				
									Number of times on status quo within last two years	If below 15 members appears			If net loss is greater than 20% appears			If no report in 3 months appears in			When more than one year appears in	Number of repeat terms	Notes the officers that do not have an active			If no report at 12 months appears in red		
Current Total Clubs Count	YTD New Clubs Count	YTD Cancelled Clubs Count	YTD Net Club Gain	Current Total Members Count	YTD Add	YTD Drop	YTD Net Growth	YTD Net Growth %	Member Count 12 Months Ago	Average Member Count Per Club	% of Clubs with less than 20 members	% No MMR in 3 Months	% No Officer Report in 12 Months	% of Clubs with balance 90+ days	Number of Clubs in Status Quo	% Status Quo Clubs in Financial Suspension	Number of Cancelled Clubs	Average Cancelled Club Age	Members Lost Due to Cancellation	% of Clubs Cancelled for Non-Financial Reasons						
48	1	0	1	1,071	121	89	32	3.08%	1,050	22	48%	46%	10%	25%	0	0%	0	0	0	0%						

* - P - Priority Club. Cancellation Reasons: 1-Objectives/conduct, 2-Non-active club, 5-Non-existing club, 6-Disbanding, 7-Merger, 8-Financial Suspension, 9-District/Multiple District Dues.

** - Abbreviation: P-President, S-Secretary, T-Treasurer, M-Member Chairperson, VP-First Vice President, MC-Communications Chairperson, SC-Service Chairperson

*** - Abbreviation: N/R - Never reported using the Lions Clubs website, N/A - Not applicable, No password registered for the Lions Clubs website.

**** - Abbreviation: N - New, IP - Immediate Past, R - Repeat.



Club Health Assessment for District 2 S1 through March 2025

			Status	Membership							Reports					Finance	LCIF
Club Number	Club Name	Charter Date		Current Member Count	YTD Members Added	YTD Members Dropped	YTD Net Growth	YTD Net Growth%	Member Count 12 Months Ago	Avg. length of service for dropped members	Months Since Last MMR ***	Yrs. Since Last Officer Report	President Rotation	Vice President Reported ****	Months Since Last Activity Report ***	Account Balance	Donations for current Fiscal Year
			Number of times on status quo within last two years	If below 15 members appears				If net loss is greater than 20% appears			If no report in 3 months appears in	When more than one year appears in	Number of repeat terms	Notes the officers that do not have appears in an active	If no report at 12 months red		
Clubs more than two years old																	
1346	ALTO	04/26/1935	Active(1)	16	0	1	-1	-5.88%	16	12	7			R	SC	24+	
1349	BEAUMONT BREAKFAST	03/09/1967	Active	5	0	0	0	0.00%	5		5		8	R	M,SC	1	\$10.00
Exc Award (06/30/2017, 06/30/2018, 06/30/20																	
1348	BEAUMONT FOUNDERS	09/06/1916	Active	15	0	4	-4	-21.05%	20	13	1		2		M,VP,SC	24+	\$10,000.00
Exc Award (06/30/2021, 06/30/2022)																	
1355	BECKVILLE	04/17/1956	Active	8	0	0	0	0.00%	8		9		20	R	P,M,VP,SC	24+	
1356	BRIDGE CITY	11/30/1945	Active	10	12	14	-2	-16.67%	9	4	0				S,T,M,VP,SC	19	\$30.00
Exc Award (06/30/2020, 06/30/2022, 06/30/20																	
140905	Broaddus on Sam Rayburn	02/10/2020	Active	11	0	0	0	0.00%	13		6			N	M	2	\$33.00
1357	BUNA	06/24/1949	Active	14	0	0	0	0.00%	14		12		3	R	M,SC	12	
97260	BURKEVILLE TOLEDO BEND	06/05/2006	Active	23	0	0	0	0.00%	23		15		6	N	S,M,SC	24+	
1358	CARTHAGE	06/13/1935	Active	60	5	5	0	0.00%	63	20	2			N	VP,SC	15	
Exc Award (06/30/2023)																	
1360	CENTER NOON	04/13/1947	Active	55	2	1	1	1.85%	54	10	0			N	M,VP,SC	24+	
1363	CHESTER	07/05/1949	Active	25	1	2	-1	-3.85%	24	3	0		2	R	M	3	\$40.00
1364	CORRIGAN	10/14/1937	Active	13	0	2	-2	-13.33%	15	11	6		4	R	M,SC	9	
1365	CUSHING	10/28/1940	Active(1)	21	5	2	3	16.67%	18	3	5			N	P,M,VP,SC	N/R	
127354	Diboll Area	06/01/2016	Active	11	0	0	0	0.00%	12		9	1	None		P,S,T,M,VP SC	24+	90+ Days
Exc Award (06/30/2020)																	
1368	DICK DOWLING	11/28/1939	Active	19	7	0	7	58.33%	15		5		5		M,VP,SC	24+	
1371	GARRISON	03/23/1945	Active	11	0	3	-3	-21.43%	14	38	1		4		M,VP,SC	0	
Exc Award (06/30/2018)																	
1445	GROVETON	01/28/1947	Active	23	0	1	-1	-4.17%	29	9	1			R	M,SC	0	
1374	HEMPHILL	04/26/1950	Active	37	6	7	-1	-2.63%	41	6	1		2	N		12	
1379	JACKSONVILLE	08/27/1939	Active(1)	29	2	0	2	7.41%	27		2		2	R		24+	
1381	JASPER	05/19/1938	Active(1)	37	7	2	5	15.63%	33	8	3			N	M,SC	9	\$611.00




Club Health Assessment for District 2 S1 through March 2025

			Status	Membership							Reports					Finance		LCIF
Club Number	Club Name	Charter Date		Current Member Count	YTD Members Added	YTD Members Dropped	YTD Net Growth	YTD Net Growth%	Member Count 12 Months Ago	Avg. length of service for dropped members	Months Since Last MMR ***	Yrs. Since Last Officer Report	President Rotation	Vice President Reported ****	Months Since Last Activity Report ***	Account Balance	Donations for current Fiscal Year	
			Number of times on status quo within last two years	If below 15 members appears				If net loss is greater than 20% appears			If no report in 3 months appears in	When more than one year appears in	Number of repeat terms	Notes the officers that do not have an active	If no report at 12 months appears in red			
1382	JASPER EVENING	04/09/1970	Active	8	1	4	-3	-27.27%	17	20	1			M,VP,SC	23		\$20.00	
1383	KIRBYVILLE	12/10/1935	Active	3	0	3	-3	-50.00%	16	20	3		None	P,M,VP,SC	24+			
1385	LITTLE CYPRESS	05/12/1952	Active	32	14	5	9	39.13%	25	20	0		R	SC	12		\$187.00	
	Exc Award (06/30/2017)																	
1386	LIVINGSTON	04/04/1941	Active	95	8	17	-9	-8.65%	106	13	0		N	SC	5		\$697.00	
	Exc Award (06/30/2022, 06/30/2023)																	
1388	LUFKIN EVENING	09/19/1956	Active	8	2	1	1	14.29%	7	0	5			P,VP,SC	2	90+ Days		
	Exc Award (06/30/2022)																	
1389	LUFKIN HOST	10/04/1920	Active	306	11	8	3	0.99%	298	16	0		N	M,SC	N/R			
1390	LUMBERTON	05/05/1966	Active	18	1	0	1	5.88%	17		6		7	N	P,M,VP,SC	24+		
36035	NACOGDOCHES BREAKFAST	09/21/1978	Active(1)	16	6	6	0	0.00%	21	3	1		2	R	M,SC	0	\$48.00	
	Exc Award (06/30/2020)																	
52181	NEDERLAND PROFESSIONAL	11/20/1991	Active	23	1	1	0	0.00%	23	19	5		N		15		\$235.00	
57139	NEW SUMMERFIELD	06/28/1995	Active	8	0	3	-3	-27.27%	13	6	2		9	R	VP	1		
	Exc Award (06/30/2023)																	
1398	NEWTON	10/11/1935	Active	26	0	4	-4	-13.33%	31	8	3		None	P,S,M,VP,SC	24+			
50898	ONALASKA GREATER	08/24/1990	Active	37	3	4	-1	-2.63%	41	9	0		N		2		\$20.00	
	Exc Award (06/30/2021, 06/30/2022, 06/30/2023)																	
1399	ORANGE	05/12/1937	Active	85	9	16	-7	-7.61%	92	4	0			M,VP,SC	1		\$50.00	
	Exc Award (06/30/2016, 06/30/2017, 06/30/2022)																	
33163	ORANGE NOON	12/23/1976	Active(1)	6	0	0	0	0.00%	6		14		7	M,VP,SC	24+			
112058	PANOLA COUNTY	08/17/2011	Active	7	0	1	-1	-12.50%	7	9	2		IP	SC	6		\$20.00	
	Exc Award (06/30/2023)																	
1402	PORT ARTHUR FOUNDERS	04/23/1917	Active	13	0	0	0	0.00%	15		11		2	R	SC	24+	\$26.00	
	Exc Award (06/30/2017, 06/30/2018)																	
1407	PORT NECHES	03/26/1929	Active	10	1	1	0	0.00%	10	0	5		2	R		17	\$30.00	
	Exc Award (06/30/2018)																	
1408	RUSK	08/29/1940	Active	23	0	0	0	0.00%	23		14		3	R	M,VP,SC	15		



Club Health Assessment for District 2 S1 through March 2025

			Status		Membership						Reports					Finance		LCIF			
Club Number	Club Name	Charter Date				Current Member Count	YTD Members Added	YTD Members Dropped	YTD Net Growth	YTD Net Growth%	Member Count 12 Months Ago	Avg. length of service for dropped members	Months Since Last MMR ***	Yrs. Since Last Officer Report	President Rotation	Vice President Reported ****	Months Since Last Activity Report ***	Account Balance	Donations for current Fiscal Year		
				Number of times on status quo within last two years	If below 15 members appears			If net loss is greater than 20% appears			If no report in 3 months appears in			When more than one year appears in	Number of repeat terms	Notes the officers that do not have an active		If no report at 12 months appears in red			
Exc Award (06/30/2020, 06/30/2022, 06/30/2025)			1410	SAN AUGUSTINE	10/08/1937	Active	47	4	2	2	4.44%	46	5	1			N	SC	24+		\$3,441.00
Exc Award (06/30/2020)			117213	SHELBYVILLE	06/20/2012	Active	19	0	2	-2	-9.52%	21	7	3			N	M,SC	1		
Exc Award (06/30/2023)			1412	SOUR LAKE	03/22/1929	Active	39	5	2	3	8.33%	43	27	2			N		0		\$1,056.00
Exc Award (06/30/2017, 06/30/2018, 06/30/2020)			1504	TRINITY	06/18/1928	Active(1)	26	5	1	4	18.18%	22	14	4			N	SC	2		
Exc Award (06/30/2018, 06/30/2020, 06/30/2025)			125076	Winnie Stowell	06/10/2015	Active	41	2	2	0	0.00%	38	1	2		5	R	SC	3		\$300.00
Exc Award (06/30/2018, 06/30/2020, 06/30/2025)			1420	WOODVILLE	12/15/1947	Active	49	0	4	-4	-7.55%	52	15	2			N	M,SC	5		\$156.00
Exc Award (06/30/2020)																					
Current Total Clubs Count	YTD New Clubs Count	YTD Cancelled Clubs Count	YTD Net Club Gain	Current Total Members Count	YTD Add	YTD Drop	YTD Net Growth	YTD Net Growth %	Member Count 12 Months Ago	Average Member Count Per Club	% of Clubs with less than 20 members	% No MMR in 3 Months	% No Officer Report in 12 Months	% of Clubs with balance 90+ days	Number of Clubs in Status Quo	% Status Quo Clubs in Financial Suspension	Number of Cancelled Clubs	Average Cancelled Club Age	Members Lost Due to Cancellation	% of Clubs Cancelled for Non-Financial Reasons	
44	0	0	0	1,388	120	131	-11	-0.79%	1,443	32	50%	50%	2%	5%	0	0%	0	0	0	0%	

* - P - Priority Club. Cancellation Reasons: 1-Objectives/conduct, 2-Non-active club, 5-Non-existing club, 6-Disbanding, 7-Merger, 8-Financial Suspension, 9-District/Multiple District Dues.

** - Abbreviation: P-President, S-Secretary, T-Treasurer, M-Member Chairperson, VP-First Vice President, MC-Communications Chairperson, SC-Service Chairperson

*** - Abbreviation: N/R - Never reported using the Lions Clubs website, N/A - Not applicable, No password registered for the Lions Clubs website.

**** - Abbreviation: N - New, IP - Immediate Past, R - Repeat.



Club Health Assessment for District 2 S2 through March 2025

			Status	Membership							Reports					Finance		LCIF
Club Number	Club Name	Charter Date		Current Member Count	YTD Members Added	YTD Members Dropped	YTD Net Growth	YTD Net Growth%	Member Count 12 Months Ago	Avg. length of service for dropped members	Months Since Last MMR ***	Yrs. Since Last Officer Report	President Rotation	Vice President Reported ****	Months Since Last Activity Report ***	Account Balance	Donations for current Fiscal Year	
			Number of times on status quo within last two years	If below 15 members appears					If net loss is greater than 20% appears			If no report in 3 months appears in	When more than one year appears in	Number of repeat terms	Notes the officers that do not have an active	If no report at 12 months appears in red		
Clubs less than two years old																		
172110	Houston Pakistani American	06/17/2024	Active	37	9	0	9	32.14%	0		6		2	M,VP,SC	N/R	90+ Days		
179707	Houston-Cypress Performing	01/08/2025	Newly Chartered	21	22	1	21	100.00%	0	0	0			N SC	N/A			
Clubs more than two years old																		
1425	ANAHUAC	11/07/1939	Active	34	0	0	0	0.00%	38		0			R S,M	8		\$34.00	
103856	BARBERS HILL	10/23/2008	Active	40	4	0	4	11.11%	36		2		6	T,M,VP,SC	21	90+ Days		
1427	BAYTOWN	09/27/1928	Active	45	5	1	4	9.76%	43	3	0			N	6		\$41.00	
1432	BROOKSHIRE PATTISON	01/22/1947	Active	22	1	4	-3	-12.00%	22	16	0		2	R	0		\$1,000.00	
Exc Award (06/30/2023)																		
129319	Cinco Ranch	12/09/2016	Active	16	0	2	-2	-11.11%	21	13	7			M,VP,SC	12		\$18.00	
59540	CLEVELAND	05/19/1997	Active	21	8	10	-2	-8.70%	24	3	1			IP M,SC	9			
1435	CONROE NOON	02/20/1939	Active	300	26	33	-7	-2.28%	309	8	0			N T,M,SC	7		\$2,403.04	
44703	CUT AND SHOOT FAMILY	03/08/1985	Active	28	3	3	0	0.00%	28	9	0			N M	1		\$60.00	
134792	Cypress Centennial Scouting	05/23/2018	Active	13	4	1	3	30.00%	10	2	2		4	P,M,VP,SC	8		\$10.00	
48351	DAYTON NOON	03/30/1988	Active	52	5	0	5	10.64%	48		0			R SC	2	90+ Days	\$50.00	
Exc Award (06/30/2022, 06/30/2023)																		
1446	HARDIN	03/27/1956	Cancelled(8*)	0	0	12	-12	-100.00%	12	8	2		None	P,S,T,M,VP SC	24+	90+ Days		
1447	HEMPSTEAD	05/08/1945	Active	19	1	1	0	0.00%	19	3	0		2	R M,SC	16	90+ Days		
1449	HOUSTON ALDINE AND SPRING AREA	09/09/1954	Active	7	0	1	-1	-12.50%	8	29	3			M,VP,SC	1	90+ Days		
1440	HOUSTON CY-FAIR	01/22/1957	Active	27	4	0	4	17.39%	24		0		2	N	0		\$323.00	
Exc Award (06/30/2022)																		
48338	HOUSTON FIL AM	03/28/1988	Active(1)	24	0	5	-5	-17.24%	29	3	6		2	S,M,VP,SC	24+	90+ Days	\$29.00	
1450	HOUSTON FOUNDER	04/02/1917	Active	7	0	2	-2	-22.22%	9	25	4		None	P,M,VP,SC	24+			
147839	Houston Headquarters National Veterans & Advocates	08/26/2021	Active(2)	14	0	0	0	0.00%	14		9		4	N M,SC	12			
1455	HOUSTON HEIGHTS	12/08/1944	Active	5	0	0	0	0.00%	5		2		7	M,VP,SC	2		\$1,435.00	



Club Health Assessment for District 2 S2 through March 2025

Club Number	Club Name	Charter Date	Status	Membership							Reports					Finance	LCIF
				Current Member Count	YTD Members Added	YTD Members Dropped	YTD Net Growth	YTD Net Growth%	Member Count 12 Months Ago	Avg. length of service for dropped members	Months Since Last MMR ***	Yrs. Since Last Officer Report	President Rotation	Vice President Reported ****	Months Since Last Activity Report ***	Account Balance	Donations for current Fiscal Year
			Number of times on status quo within last two years	If below 15 members appears				If net loss is greater than 20% appears			If no report in 3 months appears in	When more than one year appears in	Number of repeat terms	Notes the officers that do not have an active	If no report at 12 months red		
152792	Houston Indus	10/17/2022	Active	39	8	4	4	11.43%	30	1	3			N	M,SC	1	\$35.00
122563	Houston Lady	06/20/2014	Active	44	15	2	13	41.94%	27	0	0			N		0	\$186.00
	Exc Award (06/30/2024)																
1461	HOUSTON MEMORIAL	02/09/1966	Cancelled(6*)	0	0	0	0	0.00%	11		9		None	P,S,T,M,VP SC	24+		
133311	Houston Metroplex Veterans	12/28/2017	Active(3)	4	0	0	0	0.00%	4		5		8	M,VP,SC	24+	90+ Days	
141731	Houston Montrose	06/28/2020	Cancelled(8*)	0	0	6	-6	-100.00%	6	4	3		None	P,S,T,M,VP SC	16	90+ Days	
88745	HOUSTON NORTHWEST	06/27/2005	Active	7	1	1	0	0.00%	8	5	1		3	M,VP,SC	24+		\$7.00
104166	HOUSTON ROYAL OAKS	12/16/2008	Active	104	11	5	6	6.12%	101	5	2			VP,SC	3	90+ Days	
	Exc Award (06/30/2021, 06/30/2024)																
1473	HOUSTON SOUTHWEST	09/12/1955	Active	6	0	0	0	0.00%	6		7			N	M,SC	N/R	\$31.00
54911	HOUSTON SPORTS	10/04/1993	Active	28	5	0	5	21.74%	21		0		10	R		16	\$173.00
1474	HOUSTON SPRING BRANCH	11/10/1949	Active(1)	5	0	0	0	0.00%	5		8		4	P,T,M,VP,SC	24+	90+ Days	
140678	Houston Unity	01/16/2020	Active(3)	40	1	13	-12	-23.08%	50	4	1		None	P,M,VP,SC	5		\$160.00
	Exc Award (06/30/2021, 06/30/2022)																
1480	HOUSTON WESTBURY	04/13/1966	Active	6	0	0	0	0.00%	6		6		2	S,M,VP,SC	24+		
1483	HUFFMAN	05/11/1971	Active	42	2	0	2	5.00%	40		0		6	M,VP,SC	24		
1485	HUMBLE	08/24/1945	Active(2)	12	0	0	0	0.00%	12		9		17	M,VP,SC	24+		
42369	HUMBLE NOON	03/04/1983	Active	26	3	0	3	13.04%	20		4			N	SC	0	\$1,023.00
	Exc Award (06/30/2022, 06/30/2023, 06/30/2024)																
1487	HUNTSVILLE	05/05/1950	Active	44	7	0	7	18.92%	39		0			N	SC	11	
1489	Katy Community	12/26/1972	Active	10	0	0	0	0.00%	8		0			R	M,SC	5	90+ Days
119625	Kingwood	06/12/2013	Active(1)	2	2	2	0	0.00%	2	7	2		3	S,M,VP,SC	24+		
65364	KLEIN	05/15/2002	Active	21	3	0	3	16.67%	17		7		5	N		0	\$18.00
1492	LIBERTY	11/08/1939	Active	63	7	0	7	12.50%	54		0			N	SC	1	\$1,106.00
	Exc Award (06/30/2023, 06/30/2024)																
1493	MAGNOLIA	04/16/1956	Active	32	8	4	4	14.29%	27	19	1			N	M,SC	1	\$1,090.00



Club Health Assessment for District 2 S2 through March 2025


			Status	Membership							Reports					Finance	LCIF
Club Number	Club Name	Charter Date		Current Member Count	YTD Members Added	YTD Members Dropped	YTD Net Growth	YTD Net Growth%	Member Count 12 Months Ago	Avg. length of service for dropped members	Months Since Last MMR ***	Yrs. Since Last Officer Report	President Rotation	Vice President Reported ****	Months Since Last Activity Report ***	Account Balance	Donations for current Fiscal Year
			Number of times on status quo within last two years	If below 15 members appears						If net loss is greater than 20% appears	If no report in 3 months appears	When more than one year appears in	Number of repeat terms	Notes the officers that do not have an active	If no report at 12 months appears in red		
152233	Magnolia Tri-County	08/24/2022	Active	12	1	8	-7	-36.84%	19	2	2		3	R	M,SC	17	\$19.00
52966	MONTGOMERY	04/28/1992	Active	19	5	1	4	26.67%	20	0	0			IP		0	\$550.00
Exc Award (06/30/2017, 06/30/2018, 06/30/20																	
133142	Montgomery Lake Conroe Centennial	11/13/2017	Active	29	3	3	0	0.00%	32	2	2		2		VP,SC	0	
129829	Nassau Bay 100 Centennial	01/23/2017	Active	5	0	0	0	0.00%	5		6		3		M,VP,SC	N/R	\$5.00
1437	PANORAMA L C	11/20/1972	Active	23	3	0	3	15.00%	27		2			R	M,SC	3	\$321.00
1496	PASADENA	03/04/1941	Active	23	1	2	-1	-4.17%	24	13	5		None		P,M,VP,SC	13	
115445	PRAIRIE VIEW A & M UNIVERSITY CAMPUS	10/31/2011	P- Active	10	9	0	9	900.00%	3		4		2	N	M,SC	1	\$1.00
1501	SOUTH MONTGOMERY COUNTY L C	02/10/1969	Active	11	0	0	0	0.00%	11		6		14		VP,SC	0	
40405	THE WOODLANDS	10/05/1981	Active	16	1	3	-2	-11.11%	18	7	0		None	R	P,SC	1	\$1,468.00
41131	TOMBALL	04/05/1982	Active	31	4	5	-1	-3.13%	32	13	2			N		0	\$132.00
Exc Award (06/30/2023)																	
1505	TWIN CITY L C	06/18/1965	Cancelled(8*)	0	0	2	-2	-100.00%	2	16	3		None		P,S,T,M,VP SC	24+	90+ Days
1506	WALLER	07/14/1952	Active	6	0	0	0	0.00%	6		9		3		M,VP,SC	24+	\$6.00
31159	WILLIS	09/08/1975	Active	8	0	0	0	0.00%	8		9			IP	M,SC	24+	

Clubs Cancelled Previous Fiscal Year – Clubs Cancelled within last 12 months may be reinstated

Club Number				Club Name		Charter Date		Current Status*		Cancellation Date											
63554				HOUSTON MILLENNIUM		09/05/2000		Cancelled(6*)		07/29/2023											
Current Total Clubs Count	YTD New Clubs Count	YTD Cancelled Clubs Count	YTD Net Club Gain	Current Total Members Count	YTD Add	YTD Drop	YTD Net Growth	YTD Net Growth %	Member Count 12 Months Ago	Average Member Count Per Club	% of Clubs with less than 20 members	% No MMR in 3 Months	% No Officer Report in 12 Months	% of Clubs with balance 90+ days	Number of Clubs in Status Quo	% Status Quo Clubs in Financial Suspension	Number of Cancelled Clubs	Average Cancelled Club Age	Members Lost Due to Cancellation	% of Clubs Cancelled for Non-Financial Reasons	
50	1	4	-3	1,460	192	137	55	3.91%	1,400	29	46%	40%	0%	20%	0	0%	4	54	20	25%	



Club Health Assessment for District 2 S2 through March 2025

			Status	Membership							Reports					Finance	LCIF
Club Number	Club Name	Charter Date		Current Member Count	YTD Members Added	YTD Members Dropped	YTD Net Growth	YTD Net Growth%	Member Count 12 Months Ago	Avg. length of service for dropped members	Months Since Last MMR ***	Yrs. Since Last Officer Report	President Rotation	Vice President Reported ****	Months Since Last Activity Report ***	Account Balance	Donations for current Fiscal Year
			Number of times on status quo within last two years	If below 15 members appears				If net loss is greater than 20% appears			If no report in 3 months appears in	When more than one year appears in	Number of repeat terms	Notes the officers that do not have an active	If no report at 12 months appears in red		

* - P - Priority Club. Cancellation Reasons: 1-Objectives/conduct, 2-Non-active club, 5-Non-existing club, 6-Disbanding, 7-Merger, 8-Financial Suspension, 9-District/Multiple District Dues.
** - Abbreviation: P-President, S-Secretary, T-Treasurer, M-Member Chairperson, VP-First Vice President, MC-Communications Chairperson, SC-Service Chairperson
*** - Abbreviation: N/R - Never reported using the Lions Clubs website, N/A - Not applicable, No password registered for the Lions Clubs website.
**** - Abbreviation: N - New, IP - Immediate Past, R - Repeat.




Club Health Assessment for District 2 S3 through March 2025

Club Number	Club Name	Charter Date	Status	Membership							Reports					Finance	LCIF
				Current Member Count	YTD Members Added	YTD Members Dropped	YTD Net Growth	YTD Net Growth%	Member Count 12 Months Ago	Avg. length of service for dropped members	Months Since Last MMR ***	Yrs. Since Last Officer Report	President Rotation	Vice President Reported ****	Months Since Last Activity Report ***	Account Balance	Donations for current Fiscal Year
			Number of times on status quo within last two years	If below 15 members appears				If net loss is greater than 20% appears			If no report in 3 months appears	When more than one year appears in	Number of repeat terms	Notes the officers that do not have an active	If no report at 12 months red		
Clubs less than two years old																	
156407	Burnet	10/18/2023	Active	10	0	16	-16	-61.54%	26	1	0		2	R	S,M	0	
157787	Thorndale	04/03/2024	Active	26	0	1	-1	-3.70%	0	1	0			IP	SC	4	
Clubs more than two years old																	
1509	AUSTIN CAPITAL CITY	06/09/1967	Active	29	1	2	-1	-3.33%	39	2	0		2	N		0	\$117.00
Exc Award (06/30/2022, 06/30/2023)																	
136148	Austin East Austin Lions Club	07/30/2018	Active	10	0	0	0	0.00%	10		12		7	R	M,SC	24+	
144996	Austin Everest	02/09/2021	Active	29	0	13	-13	-30.95%	44	3	0		2	R		2	
Exc Award (06/30/2022)																	
1508	AUSTIN FOUNDER	01/18/1916	Active	83	5	11	-6	-6.74%	88	6	1			N	SC	1	\$578.00
Exc Award (06/30/2016, 06/30/2017, 06/30/2020)																	
135085	Austin Indian Centennial	06/21/2018	Active	19	0	0	0	0.00%	12		11		4	R	M	7	90+ Days
1512	AUSTIN LAKE TRAVIS	05/07/1971	Active	14	0	0	0	0.00%	14		17		3	R	M,SC	24+	\$28.00
1514	AUSTIN NORTH AUSTIN	09/27/1948	Active	16	1	0	1	6.67%	14		7		7	R	T,VP	3	\$130.00
1518	AUSTIN SOUTH AUSTIN	09/23/1949	Active	5	0	0	0	0.00%	6		1		2	R		0	\$10.00
1520	AUSTIN WEST AUSTIN	02/16/1956	Active	11	0	1	-1	-8.33%	12	8	0		20	N		6	\$24.00
39844	BASTROP EVENING	05/21/1981	Active	39	12	6	6	18.18%	36	2	1			N		0	\$116.00
Exc Award (06/30/2023)																	
1523	BLANCO	11/22/1938	Active	7	0	0	0	0.00%	7		0				M,VP,SC	0	\$14.00
1530	BUCKHOLTS	01/14/1971	Active	15	0	0	0	0.00%	15		11		11	R	M	5	\$30.00
31117	BUDA	08/15/1975	Active	47	4	4	0	0.00%	48	4	0			N		0	\$292.00
Exc Award (06/30/2018, 06/30/2019, 06/30/2020)																	
32056	BULVERDE	04/23/1976	Active	26	10	1	9	52.94%	17	6	0			N		6	\$74.00
1534	CAMERON	09/19/1923	Active	48	2	0	2	4.35%	48		0			N		0	\$417.00
Exc Award (06/30/2019, 06/30/2020, 06/30/2020)																	
147612	Cameron Evening	07/15/2021	Active	21	3	7	-4	-16.00%	25	4	1		4	R		2	90+ Days
Exc Award (06/30/2022, 06/30/2023)																	



Club Health Assessment for District 2 S3 through March 2025

			Status	Membership							Reports					Finance	LCIF
Club Number	Club Name	Charter Date		Current Member Count	YTD Members Added	YTD Members Dropped	YTD Net Growth	YTD Net Growth%	Member Count 12 Months Ago	Avg. length of service for dropped members	Months Since Last MMR ***	Yrs. Since Last Officer Report	President Rotation	Vice President Reported ****	Months Since Last Activity Report ***	Account Balance	Donations for current Fiscal Year
			Number of times on status quo within last two years	If below 15 members appears				If net loss is greater than 20% appears			If no report in 3 months appears in	When more than one year appears in	Number of repeat terms	Notes the officers that do not have an active	If no report at 12 months appears in red		
33506	CANYON LAKE NOON	03/21/1977	Active	52	11	0	11	26.83%	47		0			N	0		\$3,582.00
	Exc Award (06/30/2017, 06/30/2018, 06/30/20																
47060	CEDAR PARK LONGHORN	03/17/1987	Active	11	4	2	2	22.22%	8	24	1			N	SC	2	\$18.00
35024	DRIPPING SPRINGS	02/09/1978	Active	21	2	0	2	10.53%	21		1		None	N	P	0	\$1,038.00
	Exc Award (06/30/2016, 06/30/2017, 06/30/20																
44277	ELGIN EVENING	10/12/1984	Active	15	2	1	1	7.14%	14	1	5		9		M,VP,SC	0	\$28.00
	Exc Award (06/30/2024)																
1548	GARDEN RIDGE	03/06/1973	Active	66	11	12	-1	-1.49%	64	12	3			N		0	\$634.00
	Exc Award (06/30/2018, 06/30/2019, 06/30/20																
1550	GEORGETOWN	09/24/1923	Active	25	3	4	-1	-3.85%	31	24	0			N	SC	0	\$1,204.00
	Exc Award (06/30/2018, 06/30/2019)																
1559	HUTTO	11/23/1953	Active	19	1	0	1	5.56%	17		5			N	SC	8	\$36.00
	Exc Award (06/30/2021)																
1561	JOHNSON CITY	02/09/1939	Active	21	1	0	1	5.00%	21		2		2		M,VP,SC	7	\$40.00
124846	Kyle	05/13/2015	Active	11	0	0	0	0.00%	11		12			N	S,SC	7	\$22.00
38848	LAGO VISTA	08/11/1980	Active	94	15	1	14	17.50%	89	13	0			N		6	\$760.00
	Exc Award (06/30/2016, 06/30/2018, 06/30/20																
48996	LIBERTY HILL	11/11/1988	Active	14	1	1	0	0.00%	15	7	1			R	SC	6	\$1,828.00
1567	LOCKHART	10/05/1967	Active	18	2	1	1	5.88%	16	11	0			N	M,SC	4	\$100.00
1569	LULING	09/09/1948	Active	16	2	5	-3	-15.79%	23	6	4			N		4	\$340.00
	Exc Award (06/30/2016, 06/30/2021)																
1572	MANOR	12/16/1955	Active	19	1	12	-11	-36.67%	32	3	1		2	N		0	\$560.00
	Exc Award (06/30/2021, 06/30/2022)																
1574	MARION	03/19/1949	Active	3	0	0	0	0.00%	3		12	1	None		P,S,T,M,VP SC	3	90+ Days
	Exc Award (06/30/2016)																
1575	MCQUEENEY	12/08/1970	Active	48	2	3	-1	-2.04%	49	13	0			N	M,VP,SC	6	\$98.00
46625	MILANO EVENING	11/17/1986	Active	14	1	0	1	7.69%	13		6		2	R		1	90+ Days
	Exc Award (06/30/2018)																



Club Health Assessment for District 2 S3 through March 2025

			Status								Membership								Reports					Finance		LCIF
Club Number	Club Name	Charter Date		Current Member Count	YTD Members Added	YTD Members Dropped	YTD Net Growth	YTD Net Growth%	Member Count 12 Months Ago	Avg. length of service for dropped members	Months Since Last MMR ***	Yrs. Since Last Officer Report	President Rotation	Vice President Reported ****	Months Since Last Activity Report ***	Account Balance	Donations for current Fiscal Year									
			Number of times on status quo within last two years	If below 15 members appears						If net loss is greater than 20% appears	If no report in 3 months appears in	When more than one year appears in	Number of repeat terms		Notes the officers that do not have an active	If no report at 12 months appears in red										
1577	NEW BRAUNFELS	03/18/1924	Active	129	22	18	4	3.20%	134	9	0			N	1		\$3,695.00									
Exc Award (06/30/2016, 06/30/2018, 06/30/20																										
1578	NEW BRAUNFELS EVENING	05/31/1967	Active	44	10	4	6	15.79%	38	12	0			N	5		\$616.00									
Exc Award (06/30/2017, 06/30/2021, 06/30/20																										
30224	PFLUGERVILLE	02/13/1975	Active	57	0	0	0	0.00%	58		1		2	R	SC	1	\$114.00									
96419	POINT VENTURE	03/06/2006	Active	63	7	1	6	10.53%	53	9	0			N	1	\$2,274.00										
Exc Award (06/30/2017, 06/30/2020, 06/30/20																										
1580	ROCKDALE NOON	01/13/1941	Active	20	4	6	-2	-9.09%	22	2	3				VP	1	\$44.00									
49670	ROUND ROCK NOON	06/29/1989	Active	15	0	4	-4	-21.05%	23	11	4			N	5	\$1,443.00										
Exc Award (06/30/2016, 06/30/2021)																										
1583	SAN MARCOS	11/12/1941	Active	113	19	14	5	4.63%	106	4	1			N	3	\$2,286.00										
Exc Award (06/30/2018, 06/30/2021, 06/30/20																										
53499	SAN MARCOS BLUEBONNET	07/01/1992	Active	39	5	0	5	14.71%	32		0			N	7	\$370.00										
Exc Award (06/30/2017, 06/30/2019, 06/30/20																										
103971	SCHERTZ CIBOLO SELMA	11/13/2008	Active	48	8	12	-4	-7.69%	54	3	1			N	1	\$270.00										
Exc Award (06/30/2016, 06/30/2018, 06/30/20																										
104738	SPICEWOOD AND HIGHLAND LAKES	02/12/2009	Active(2)	2	0	15	-15	-88.24%	17	11	3				M,VP,SC	3										
1592	TAYLOR	03/18/1940	Active(1)	37	3	2	1	2.78%	36	2	1			N	SC	0	\$72.00									
Exc Award (06/30/2016, 06/30/2022, 06/30/20																										
117756	UNIVERSITY OF TEXAS	09/25/2012	Active	30	9	0	9	42.86%	28		6			N	SC	5										
Exc Award (06/30/2017)																										
1597	WIMBERLEY	01/17/1969	Active	155	21	6	15	10.71%	141	4	0				VP	0	\$4,280.00									
Exc Award (06/30/2016, 06/30/2019, 06/30/20																										
Current Total Clubs Count	YTD New Clubs Count	YTD Cancelled Clubs Count	YTD Net Club Gain	Current Total Members Count	YTD Add	YTD Drop	YTD Net Growth	YTD Net Growth %	Member Count 12 Months Ago	Average Member Count Per Club	% of Clubs with less than 20 members	% No MMR in 3 Months	% No Officer Report in 12 Months	% of Clubs with balance 90+ days	Number of Clubs in Status Quo	% Status Quo Clubs in Financial Suspension	Number of Cancelled Clubs	Average Cancelled Club Age	Members Lost Due to Cancellation	% of Clubs Non-Financial Reasons						
48	0	0	0	1,674	205	186	19	1.15%	1,677	35	44%	33%	2%	8%	0	0%	0	0	0	0%						



Club Health Assessment for District 2 S3 through March 2025

			Status	Membership							Reports					Finance	LCIF
Club Number	Club Name	Charter Date		Current Member Count	YTD Members Added	YTD Members Dropped	YTD Net Growth	YTD Net Growth%	Member Count 12 Months Ago	Avg. length of service for dropped members	Months Since Last MMR ***	Yrs. Since Last Officer Report	President Rotation	Vice President Reported ****	Months Since Last Activity Report ***	Account Balance	Donations for current Fiscal Year
			Number of times on status quo within last two years	If below 15 members appears				If net loss is greater than 20% appears			If no report in 3 months appears in	When more than one year appears in	Number of repeat terms	Notes the officers that do not have an active	If no report at 12 months appears in red		

* - P - Priority Club. Cancellation Reasons: 1-Objectives/conduct, 2-Non-active club, 5-Non-existing club, 6-Disbanding, 7-Merger, 8-Financial Suspension, 9-District/Multiple District Dues.
** - Abbreviation: P-President, S-Secretary, T-Treasurer, M-Member Chairperson, VP-First Vice President, MC-Communications Chairperson, SC-Service Chairperson
*** - Abbreviation: N/R - Never reported using the Lions Clubs website, N/A - Not applicable, No password registered for the Lions Clubs website.
**** - Abbreviation: N - New, IP - Immediate Past, R - Repeat.



Club Health Assessment for District 2 S4 through March 2025

			Status	Membership							Reports					Finance	LCIF
Club Number	Club Name	Charter Date		Current Member Count	YTD Members Added	YTD Members Dropped	YTD Net Growth	YTD Net Growth%	Member Count 12 Months Ago	Avg. length of service for dropped members	Months Since Last MMR ***	Yrs. Since Last Officer Report	President Rotation	Vice President Reported ****	Months Since Last Activity Report ***	Account Balance	Donations for current Fiscal Year
			Number of times on status quo within last two years	If below 15 members appears						If net loss is greater than 20% appears	If no report in 3 months appears	When more than one year appears in	Number of repeat terms	Notes the officers that do not have an active	If no report at 12 months appears in red		
Clubs less than two years old																	
154785	Bay Area League of Extraordinary Lions	06/16/2023	Active	10	1	8	-7	-41.18%	20	2	1			VP,SC	8		\$110.00
178159	Brazoria County South Onyx	09/03/2024	Active	29	29	0	29	100.00%	0		2		N	M,SC	4	90+ Days	
155267	Galveston County Cigar	07/25/2023	Active	43	12	0	12	38.71%	31		0		2	VP	0		
154656	GREATER HOUSTON	06/08/2023	Active	61	33	23	10	19.61%	59	2	0		3	N	0		\$563.00
Exc Award (06/30/2023, 06/30/2024)																	
180473	Houston Nigerian	02/06/2025	Newly Chartered	20	20	0	20	100.00%	0		1			M,VP,SC	1		
178023	Missouri City Caribbean	08/26/2024	Active	24	24	0	24	100.00%	0		6			T,M,VP,SC	4	90+ Days	
175519	Pearland Area Onyx	07/18/2024	Active	39	39	0	39	100.00%	0		0		N	M	0		
155758	Pearland Lady	09/08/2023	Active	49	0	1	-1	-2.00%	54	1	1		N		0		\$425.00
Exc Award (06/30/2024)																	
179334	Stafford United Lions	11/04/2024	Active	20	20	0	20	100.00%	0		2			M,VP,SC	N/R		
Clubs more than two years old																	
1598	ALVIN	08/07/1936	Active	40	1	0	1	2.56%	38		3		N		1		\$58.50
1600	ANGLETON	05/17/1929	Active	27	1	0	1	3.85%	27		0		N	SC	8		\$39.00
151392	Angleton Danbury	06/17/2022	Active(2)	13	0	7	-7	-35.00%	20	2	0		N	M,SC	2	90+ Days	
1602	AUSTWELL TIVOLI L C	03/28/1967	Active	10	1	1	0	0.00%	10	2	3			VP,SC	14		\$15.00
56904	BACLIFF-SAN LEON BAYSIDE L C	05/03/1995	Active	23	0	1	-1	-4.17%	24	10	3			VP	1		\$36.00
Exc Award (06/30/2023)																	
1603	BAY CITY	09/19/1940	Active	109	14	25	-11	-9.17%	122	4	0		N	SC	1		\$180.00
Exc Award (06/30/2023, 06/30/2024)																	
45643	BAY CITY EVENING	01/31/1986	Active	12	1	3	-2	-14.29%	14	4	5		N		1	90+ Days	\$21.00
120242	Bay City Lady Lions	08/29/2013	Active	20	2	3	-1	-4.76%	22	9	1		N		1		\$31.50
Exc Award (06/30/2022)																	
106899	BEEVILLE	11/18/2009	Active	21	0	6	-6	-22.22%	28	5	4		5	N	M,SC	4	\$40.50
Exc Award (06/30/2023)																	



Club Health Assessment for District 2 S4 through March 2025

			Status	Membership							Reports					Finance		LCIF
Club Number	Club Name	Charter Date		Current Member Count	YTD Members Added	YTD Members Dropped	YTD Net Growth	YTD Net Growth%	Member Count 12 Months Ago	Avg. length of service for dropped members	Months Since Last MMR ***	Yrs. Since Last Officer Report	President Rotation	Vice President Reported ****	Months Since Last Activity Report ***	Account Balance	Donations for current Fiscal Year	
			Number of times on status quo within last two years	If below 15 members appears				If net loss is greater than 20% appears			If no report in 3 months appears in	When more than one year appears in	Number of repeat terms	Notes the officers that do not have an active	If no report at 12 months appears in red			
118273	BLESSING EFLM	11/08/2012	Active	36	5	7	-2	-5.26%	37	6	2		2	R	M,SC	1	\$57.00	
	Exc Award (06/30/2017, 06/30/2022)																	
1606	BOLING	03/02/1948	Active	14	0	0	0	0.00%	13		10		3		VP	1	\$1,021.00	
	Exc Award (06/30/2022, 06/30/2023)																	
1607	BRAZORIA	11/18/1947	Active	36	8	0	8	28.57%	27		0		3	N	M,VP,SC	0	\$42.00	
	Exc Award (06/30/2024)																	
138156	Brazoria County Hispanic	05/07/2019	Active	27	0	0	0	0.00%	27		21		7		M,VP,SC	8		
47604	BRAZOSPORT BREAKFAST	06/30/1987	Active	104	8	1	7	7.22%	95	2	1			N	T,SC	0	\$245.50	
	Exc Award (06/30/2023)																	
1641	BRAZOSPORT EVENING	10/22/1970	Active	18	1	1	0	0.00%	19	14	0			N	M,SC	0	\$52.50	
120093	BRAZOSPORT NOON	08/01/2013	Active	12	3	2	1	9.09%	10	2	0		2		VP,SC	0	\$66.50	
	Exc Award (06/30/2024)																	
120288	Clute	09/06/2013	Active(2)	7	0	0	0	0.00%	7		22	1	None		P,S,T,M,VP SC	1	90+ Days	
1609	CUERO	10/18/1938	Active	19	0	6	-6	-24.00%	25	2	2			N	SC	1	\$20.23	
1613	EAST BERNARD	03/19/1941	Active	26	1	0	1	4.00%	27		3		18		VP,SC	2		
1614	EDNA	10/14/1948	Active	20	6	5	1	5.26%	20	6	1			N	M,SC	0	\$28.50	
1615	EL CAMPO	09/09/1941	Active	30	0	2	-2	-6.25%	32	19	3			R	M,SC	1		
119405	EL CAMPO LADY	05/17/2013	Active	23	2	4	-2	-8.00%	26	2	2			N	M	0	\$37.50	
	Exc Award (06/30/2023)																	
1656	FIRST CAPITOL WEST COLUMBIA	08/22/1949	Active	9	0	0	0	0.00%	9		13				M,VP,SC	1		
1616	FREEPORT HOST	05/03/1943	Active	10	0	0	0	0.00%	12		1		4		M,VP,SC	1		
98909	FULSHEAR SIMONTON	03/26/2007	Active	22	0	1	-1	-4.35%	23	14	0		6	N	SC	0	\$1,034.50	
	Exc Award (06/30/2018)																	
1618	GALVESTON	01/26/1922	Active	24	2	4	-2	-7.69%	27	2	2				M,VP,SC	0	\$39.00	
1629	GALVESTON COUNTY GULF COAST	02/27/1948	Active	17	0	1	-1	-5.56%	19	1	3			R	M,SC	2	\$27.00	
105592	GALVESTON WEST BEACH	06/01/2009	Active	33	4	0	4	13.79%	25		1		2	R	SC	0	\$723.50	
	Exc Award (06/30/2022)																	




Club Health Assessment for District 2 S4 through March 2025

			Status	Membership							Reports					Finance	LCIF
Club Number	Club Name	Charter Date		Current Member Count	YTD Members Added	YTD Members Dropped	YTD Net Growth	YTD Net Growth%	Member Count 12 Months Ago	Avg. length of service for dropped members	Months Since Last MMR ***	Yrs. Since Last Officer Report	President Rotation	Vice President Reported ****	Months Since Last Activity Report ***	Account Balance	Donations for current Fiscal Year
			Number of times on status quo within last two years	If below 15 members appears				If net loss is greater than 20% appears			If no report in 3 months appears in	When more than one year appears in	Number of repeat terms	Notes the officers that do not have an active	If no report at 12 months appears in red		
1620	GANADO	04/11/1966	Active	19	4	5	-1	-5.00%	19	21	0			N	SC	1	\$1,050.00
1621	GOLIAD	06/17/1948	Active	25	2	2	0	0.00%	26	2	1			IP	SC	0	\$37.50
1622	HALLETTSVILLE	02/24/1941	Active	26	1	1	0	0.00%	26	62	0		2	R	T,M,SC	1	\$539.00
124923	Karnes City Lions	05/21/2015	Active	18	0	0	0	0.00%	18		12		3		S,M,VP,SC	1	\$3,027.00
118893	KEMAH	03/06/2013	Active	23	0	0	0	0.00%	27		5			N	SC	0	\$69.00
Exc Award (06/30/2021)																	
1628	LAKE JACKSON	11/27/1945	Active	11	3	2	1	10.00%	12	2	1		2		VP,SC	0	\$15.00
1630	LEAGUE CITY	04/10/1952	Active(1)	50	11	3	8	19.05%	41	3	0		4	N		0	
47131	MANVEL	04/03/1987	Active	12	3	0	3	33.33%	11		6		3	R		1	\$13.50
115651	Matagorda County Hunting and Fishing	12/01/2011	Active	9	6	0	6	200.00%	10		1				M,VP	0	\$160.00
34432	MISSOURI CITY-BLUE RIDGE	09/30/1977	Active	15	1	0	1	7.14%	14		5		None	R	P	5	\$34.91
1633	NEEDVILLE	03/04/1946	Active	11	0	0	0	0.00%	12		9			IP	M,SC	0	\$96.50
1634	PALACIOS	08/18/1949	Active	13	4	6	-2	-13.33%	16	4	1			R	M,SC	1	\$122.50
Exc Award (06/30/2022, 06/30/2023, 06/30/2024)																	
1636	PEARLAND	06/28/1948	Active	139	5	5	0	0.00%	143	4	0			N		0	\$358.50
Exc Award (06/30/2022, 06/30/2024)																	
82519	PEARLAND SILVER LAKE	06/03/2004	Active	40	2	0	2	5.26%	41		1			N		0	\$1,997.00
Exc Award (06/30/2018, 06/30/2024)																	
1640	REFUGIO	07/15/1948	Active	34	0	0	0	0.00%	35		9		2		M,VP,SC	24+	\$51.00
1642	ROSENBERG	06/11/1931	Active	32	1	0	1	3.23%	31		0			N	P	7	\$46.50
1646	SANTA FE	03/29/1960	Active	18	3	5	-2	-10.00%	20	11	0		2		M,VP,SC	0	\$30.00
Exc Award (06/30/2023)																	
121052	Sargent Area	12/30/2013	Active	46	12	15	-3	-6.12%	52	4	0		2	R	SC	1	\$83.50
Exc Award (06/30/2022, 06/30/2023, 06/30/2024)																	
117219	SHINER	06/18/2012	Active	50	4	1	3	6.38%	45	1	1		3	R	SC	0	\$70.50
Exc Award (06/30/2024)																	
1649	SUGAR LAND	05/05/1941	Active	52	11	1	10	23.81%	40	3	1		2	R	SC	3	\$1,133.00



Club Health Assessment for District 2 S4 through March 2025

			Status	Membership							Reports					Finance		LCIF
Club Number	Club Name	Charter Date		Current Member Count	YTD Members Added	YTD Members Dropped	YTD Net Growth	YTD Net Growth%	Member Count 12 Months Ago	Avg. length of service for members	Months Since Last MMR ***	Yrs. Since Last Officer Report	President Rotation	Vice President Reported ****	Months Since Last Activity Report ***	Account Balance	Donations for current Fiscal Year	
			Number of times on status quo within last two years	If below 15 members appears			If net loss is greater than 20% appears			If no report in 3 months appears in			When more than one year appears in	Number of repeat terms	Notes the officers that do not have an active	If no report at 12 months appears in red		
Exc Award (06/30/2019, 06/30/2020, 06/30/2021) 1650 SWEENEY 04/23/1945			Active	38	6	9	-3	-7.32%	40	3	4		None	P,M,VP,SC	1	90+ Days	\$50.00	
Exc Award (06/30/2022, 06/30/2023) 1651 TEXAS CITY 03/01/1939			Active	14	2	1	1	7.69%	13	24	5		2	R SC	0		\$539.50	
Exc Award (06/30/2023) 42042 TEXAS CITY MAINLAND 12/03/1982			Active	37	2	1	1	2.78%	41	41	1		7	S,M,VP,SC	1		\$54.00	
120039 Van Vleck 07/24/2013			Active	15	1	1	0	0.00%	15	12	1			IP SC	17		\$22.50	
1654 VICTORIA 01/17/1925			Active	57	20	9	11	23.91%	44	14	0			R	0		\$1,419.00	
Exc Award (06/30/2023) 1655 VICTORIA BOULEVARD 06/30/1950			Cancelled(6*)	0	0	0	0	0.00%	17		8	1	None	P,S,T,M,VP SC	16			
119708 Victoria Downtown 06/19/2013			Active(1)	7	1	10	-9	-56.25%	16	6	5		4	S,T,M,VP,SC	24+	90+ Days		
1657 WHARTON 05/03/1928			Active	41	0	0	0	0.00%	40		8			N P	5			
Exc Award (06/30/2022, 06/30/2023, 06/30/2024) 1658 WOODSBORO 09/16/1930			Active	17	0	14	-14	-45.16%	31	5	0			N T,SC	0	90+ Days	\$46.50	
Exc Award (06/30/2022, 06/30/2023) 1659 YOAKUM 07/19/1928			Active	60	2	1	1	1.69%	60	2	5			P,M,VP,SC	0		\$88.50	
1660 YORKTOWN 12/19/1939			Active	43	3	2	1	2.38%	42	22	0		6	R M,SC	0		\$63.00	

Clubs Cancelled Previous Fiscal Year – Clubs Cancelled within last 12 months may be reinstated

Club Number	Club Name	Charter Date	Current Status*	Cancellation Date
1612	DICKINSON	06/15/1941	Cancelled(6*)	08/29/2023
124488	Falls City	03/31/2015	Cancelled(8*)	08/29/2023
100315	FRIENDSWOOD	10/10/2007	Cancelled(6*)	06/29/2024
122986	Kenedy	08/25/2014	Cancelled(8*)	12/29/2023
64510	MOULTON	06/30/2001	Cancelled(8*)	06/29/2024
1638	PORT LAVACA	06/30/1941	Cancelled(8*)	06/29/2024
1643	ROSENBERG FORT BEND	03/08/1962	Cancelled(6*)	12/29/2023
1648	STAFFORD MISSOURI CITY	04/17/1957	Cancelled(8*)	12/29/2023




Club Health Assessment for District 2 S4 through March 2025

						Status		Membership						Reports					Finance		LCIF
Club Number	Club Name	Charter Date				Current Member Count	YTD Members Added	YTD Members Dropped	YTD Net Growth	YTD Net Growth%	Member Count 12 Months Ago	Avg. length of service for dropped members	Months Since Last MMR ***	Yrs. Since Last Officer Report	President Rotation	Vice President Reported ****	Months Since Last Activity Report ***	Account Balance	Donations for current Fiscal Year		
				Number of times on status quo within last two years		If below 15 members appears				If net loss is greater than 20% appears			If no report in 3 months appears in	When more than one year appears in	Number of repeat terms	Notes the officers that do not have an active	If no report at 12 months appears in red				
Current Total Clubs Count	YTD New Clubs Count	YTD Cancelled Clubs Count	YTD Net Club Gain	Current Total Members Count	YTD Add	YTD Drop	YTD Net Growth	YTD Net Growth %	Member Count 12 Months Ago	Average Member Count Per Club	% of Clubs with less than 20 members	% No MMR in 3 Months	% No Officer Report in 12 Months	% of Clubs with balance 90+ days	Number of Clubs in Status Quo	% Status Quo Clubs in Financial Suspension	Number of Cancelled Clubs	Average Cancelled Club Age	Members Lost Due to Cancellation	% of Clubs Cancelled for Non-Financial Reasons	
67	5	1	4	2,029	348	206	142	7.53%	1,947	30	37%	36%	1%	12%	0	0%	1	425	0	-400%	

* - P - Priority Club. Cancellation Reasons: 1-Objectives/conduct, 2-Non-active club, 5-Non-existing club, 6-Disbanding, 7-Merger, 8-Financial Suspension, 9-District/Multiple District Dues.
** - Abbreviation: P-President, S-Secretary, T-Treasurer, M-Member Chairperson, VP-First Vice President, MC-Communications Chairperson, SC-Service Chairperson
*** - Abbreviation: N/R - Never reported using the Lions Clubs website, N/A - Not applicable, No password registered for the Lions Clubs website.
**** - Abbreviation: N - New, IP - Immediate Past, R - Repeat.



Club Health Assessment for District 2 S5 through March 2025

			Status	Membership							Reports					Finance	LCIF
Club Number	Club Name	Charter Date		Current Member Count	YTD Members Added	YTD Members Dropped	YTD Net Growth	YTD Net Growth%	Member Count 12 Months Ago	Avg. length of service for dropped members	Months Since Last MMR ***	Yrs. Since Last Officer Report	President Rotation	Vice President Reported ****	Months Since Last Activity Report ***	Account Balance	Donations for current Fiscal Year
			Number of times on status quo within last two years	If below 15 members appears				If net loss is greater than 20% appears			If no report in 3 months appears in	When more than one year appears in	Number of repeat terms	Notes the officers that do not have an active	If no report at 12 months appears in red		
Clubs more than two years old																	
1522	BELLVILLE	11/20/1940	Active	107	6	4	2	1.90%	103	6	1		2	N	24+		\$3,105.00
84358	BLINN COLLEGE	10/29/2004	Active	22	17	19	-2	-8.33%	25	1	0		2	N	M,SC	11	\$25.00
Exc Award (06/30/2022, 06/30/2023)																	
1525	BRENNHAM EVENING	09/01/1936	Active	22	0	0	0	0.00%	26		1		None		P,S,M,VP,SC	13	\$2,022.00
Exc Award (06/30/2022)																	
1526	BRENNHAM NOON	04/03/1969	Active	20	3	2	1	5.26%	19	14	1		11		M,VP,SC	24+	\$3,000.00
1527	BRYAN	08/28/1923	Active	68	19	9	10	17.24%	58	7	2			N		3	\$58.00
1532	CALDWELL	02/12/1948	Active	22	1	0	1	4.76%	20		2			N		0	\$225.00
49848	CALDWELL BURLESON COUNTY	09/15/1989	Active	35	3	1	2	6.06%	34	28	0			N		0	\$1,848.00
Exc Award (06/30/2017, 06/30/2018, 06/30/20)																	
51093	CALDWELL EARLY EVENING	12/03/1990	Active	13	0	3	-3	-18.75%	16	7	2			N		19	\$25.00
Exc Award (06/30/2017, 06/30/2023)																	
1537	CARMINE	02/18/1972	Active	37	2	0	2	5.71%	35		6		None		P,T,M,VP,SC	17	
Exc Award (06/30/2021, 06/30/2022, 06/30/20)																	
1539	COLLEGE STATION	10/23/1950	Active	137	8	20	-12	-8.05%	145	12	0			N		1	\$4,830.00
Exc Award (06/30/2019, 06/30/2024)																	
125004	College Station Evening	05/29/2015	P- Active	0	0	0	0	0.00%	15		6		None		P,S,T,M,VP SC	13	
Exc Award (06/30/2022)																	
1538	COLLEGE STATION MORNING	07/11/1973	Active	12	0	0	0	0.00%	12		19		2	R	M,SC	24+	\$25.00
1540	COLUMBUS	06/04/1943	Active	105	15	4	11	11.70%	89	5	0			N		2	\$284.00
Exc Award (06/30/2017, 06/30/2022, 06/30/20)																	
49975	DIME BOX	11/27/1989	Active	44	5	0	5	12.82%	37		6			N	P,SC	10	
Exc Award (06/30/2018, 06/30/2022, 06/30/20)																	
1543	EAGLE LAKE NOON	06/26/1941	Active	29	5	0	5	20.83%	24		2			N	M,SC	20	\$25.00
Exc Award (06/30/2017)																	
1546	FAYETTEVILLE	10/13/1966	Active	72	4	12	-8	-10.00%	81	9	2		2	R	S,SC	8	
38888	FLATONIA	09/29/1980	Active	38	1	3	-2	-5.00%	42	5	0			N		0	\$40.00



Club Health Assessment for District 2 S5 through March 2025

			Status	Membership							Reports					Finance		LCIF
Club Number	Club Name	Charter Date		Current Member Count	YTD Members Added	YTD Members Dropped	YTD Net Growth	YTD Net Growth%	Member Count 12 Months Ago	Avg. length of service for dropped members	Months Since Last MMR ***	Yrs. Since Last Officer Report	President Rotation	Vice President Reported ****	Months Since Last Activity Report ***	Account Balance	Donations for current Fiscal Year	
			Number of times on status quo within last two years	If below 15 members appears				If net loss is greater than 20% appears			If no report in 3 months appears in	When more than one year appears in	Number of repeat terms		Notes the officers that do not have an active	If no report at 12 months appears in red		
1549	GARWOOD	01/26/1948	Active	25	0	0	0	0.00%	27		11		None		P,M,VP,SC	24+		\$25.00
99420	GERONIMO LIONS	05/22/2007	Active	34	0	2	-2	-5.56%	37	7	3			N	M,SC	1		\$35.00
1552	GIDDINGS	08/22/1928	Active	78	4	1	3	4.00%	73	25	0			N	SC	12		\$150.00
Exc Award (06/30/2017, 06/30/2021, 06/30/2022, 06/30/2023, 06/30/2024)																		
39986	GIDDINGS BREAKFAST	06/12/1981	Active	93	6	2	4	4.49%	95	4	0			N		0		\$20.00
Exc Award (06/30/2021, 06/30/2022, 06/30/2023, 06/30/2024)																		
63598	GIDDINGS EVENING	10/02/2000	Active	11	0	1	-1	-8.33%	12	1	7		None		P,T,M,VP,SC	0		
Exc Award (06/30/2023, 06/30/2024)																		
47663	GIDDINGS NEW HORIZONS	08/05/1987	Active	76	0	5	-5	-6.17%	82	2	0		2	N	SC	12		\$25.00
Exc Award (06/30/2020, 06/30/2021, 06/30/2022, 06/30/2023, 06/30/2024)																		
50444	GONZALES BREAKFAST	04/23/1990	Active	14	0	0	0	0.00%	14		6		2		S,T,M,VP,SC	17		
1553	GONZALES NOON	05/03/1940	Active	73	9	7	2	2.82%	66	9	0			N		3		(\$1,000.00)
Exc Award (06/30/2017, 06/30/2021, 06/30/2022, 06/30/2023, 06/30/2024)																		
1557	HEARNE	09/09/1947	Active	19	0	0	0	0.00%	18		10		3	R	M,SC	24+		\$25.00
1558	HILLTOP LAKES	03/10/1967	Active	55	7	9	-2	-3.51%	57	16	0			N	P,SC	1		\$57.00
Exc Award (06/30/2022, 06/30/2023)																		
1560	INDUSTRY WEST END	06/14/1971	Active	26	1	2	-1	-3.70%	27	37	2				P,M,VP,SC	24+		\$27.00
48641	LA GRANGE BLUEBONNET	06/08/1988	Active	21	0	0	0	0.00%	21		11			N		3		\$21.00
Exc Award (06/30/2019, 06/30/2020)																		
1565	LA GRANGE EVENING	11/03/1966	Active(1)	39	0	0	0	0.00%	39		4				M,VP,SC	24+		
Exc Award (06/30/2022)																		
1564	LA GRANGE NOON	08/28/1928	Active	87	8	23	-15	-14.71%	107	8	0				VP	5		\$1,102.00
Exc Award (06/30/2020, 06/30/2023)																		
1566	LEXINGTON	12/17/1953	Active	47	3	11	-8	-14.55%	58	5	0				M,VP,SC	1		\$55.00
Exc Award (06/30/2022, 06/30/2023, 06/30/2024)																		
1571	MADISONVILLE	03/18/1948	Active	17	1	0	1	6.25%	16		5		6		M,VP,SC	24+		\$25.00
1576	NAVASOTA	10/04/1948	Active	22	4	3	1	4.76%	21	3	3			N		15		
47083	NAVASOTA NOON	03/30/1987	Active	32	1	0	1	3.23%	49		6			R	T	0	90+ Days	



Club Health Assessment for District 2 S5 through March 2025

			Status	Membership							Reports					Finance		LCIF
Club Number	Club Name	Charter Date		Current Member Count	YTD Members Added	YTD Members Dropped	YTD Net Growth	YTD Net Growth%	Member Count 12 Months Ago	Avg. length of service for dropped members	Months Since Last MMR ***	Yrs. Since Last Officer Report	President Rotation	Vice President Reported ****	Months Since Last Activity Report ***	Account Balance	Donations for current Fiscal Year	
			Number of times on status quo within last two years	If below 15 members appears				If net loss is greater than 20% appears			If no report in 3 months appears in	When more than one year appears in	Number of repeat terms	Notes the officers that do not have an active	If no report at 12 months appears in red			
Exc Award (06/30/2018)																		
46535	NEW BADEN CAMP CREEK EVENING	09/22/1986	Active(1)	27	1	4	-3	-10.00%	31	22	2		2	R	VP,SC	24+	90+ Days	\$100.00
54329	NEW ULM	04/12/1993	Active	13	0	0	0	0.00%	13		13		None		P,T,M,VP,SC	24+	90+ Days	
1579	NIXON	09/09/1941	Active	13	0	2	-2	-13.33%	13	5	6			N	SC	24+		
104953	PAIGE	03/12/2009	Active	49	5	2	3	6.52%	47	8	0			N	M,SC	0		\$25.00
Exc Award (06/30/2021, 06/30/2022, 06/30/20)																		
130508	Round Top	03/24/2017	Active	15	0	0	0	0.00%	13		9		8	R	M,SC	12		\$15.00
Exc Award (06/30/2021)																		
1585	SCHULENBURG	11/15/1966	Active	29	1	5	-4	-12.12%	33	13	2		5		M,VP,SC	24+		
Exc Award (06/30/2022)																		
1586	SEALY	12/20/1968	Active(1)	13	1	0	1	8.33%	12		6		2	R	M,VP	0		\$2,000.00
1587	SEGUIN NOON	02/27/1940	Active(1)	38	3	4	-1	-2.56%	38	16	2			N	SC	7		\$1,078.00
Exc Award (06/30/2024)																		
39119	SEGUIN SUNRISE	12/23/1980	Active	27	1	1	0	0.00%	28	2	0			N		0		\$1,127.00
Exc Award (06/30/2022, 06/30/2023)																		
49887	SEGUIN SUNSET	10/19/1989	Active	13	0	2	-2	-13.33%	15	4	4			N	SC	2		
Exc Award (06/30/2022, 06/30/2023)																		
1589	SHERIDAN	03/30/1964	Active	43	8	0	8	22.86%	32		0			IP	T,M,SC	2		
Exc Award (06/30/2017)																		
1590	SMITHVILLE	02/17/1927	Active	48	6	1	5	11.63%	47	1	0			N		4		
1591	SNOOK	03/20/1967	Active	26	1	1	0	0.00%	31	2	2			N	SC	15		
63111	WAELDER NEW MILLENNIUM	05/03/2000	Active	6	0	1	-1	-14.29%	8	3	2		4		M,VP,SC	0		\$1,025.00
Exc Award (06/30/2022)																		
110138	WASHINGTON COUNTY LADIES	01/19/2011	Active	51	5	5	0	0.00%	53	7	0			IP	SC	4		\$601.00
Exc Award (06/30/2018, 06/30/2024)																		
1596	WEIMAR	02/03/1948	Active	62	3	2	1	1.64%	60	16	0			N		3		\$1,061.00
51604	WEIMAR ENCORE	05/07/1991	Active	44	1	0	1	2.33%	43		3			N		0		\$543.00
Exc Award (06/30/2021, 06/30/2023, 06/30/20)																		



Club Health Assessment for District 2 S5 through March 2025

			Status	Membership							Reports					Finance	LCIF
Club Number	Club Name	Charter Date		Current Member Count	YTD Members Added	YTD Members Dropped	YTD Net Growth	YTD Net Growth%	Member Count 12 Months Ago	Avg. length of service for dropped members	Months Since Last MMR ***	Yrs. Since Last Officer Report	President Rotation	Vice President Reported ****	Months Since Last Activity Report ***	Account Balance	Donations for current Fiscal Year
			Number of times on status quo within last two years	If below 15 members appears				If net loss is greater than 20% appears			If no report in 3 months appears in	When more than one year appears in	Number of repeat terms	Notes the officers that do not have an active	If no report at 12 months appears in red		
48759	WELLBORN Exc Award (06/30/2023)	06/24/1988	Active	22	2	0	2	10.00%	21		0		2	R M,SC	15		

Clubs Cancelled Previous Fiscal Year – Clubs Cancelled within last 12 months may be reinstated

Club Number	Club Name	Charter Date	Current Status*	Cancellation Date
65401	AGGIELAND	05/21/2002	Cancelled(8*)	08/29/2023
108308	SOMERVILLE	05/12/2010	Cancelled(8*)	06/29/2024

Current Total Clubs Count	YTD New Clubs Count	YTD Cancelled Clubs Count	YTD Net Club Gain	Current Total Members Count	YTD Add	YTD Drop	YTD Net Growth	YTD Net Growth %	Member Count 12 Months Ago	Average Member Count Per Club	% of Clubs with less than 20 members	% No MMR in 3 Months	% No Officer Report in 12 Months	% of Clubs with balance 90+ days	Number of Clubs in Status Quo	% Status Quo Clubs in Financial Suspension	Number of Cancelled Clubs	Average Cancelled Club Age	Members Lost Due to Cancellation	% of Clubs Cancelled for Non-Financial Reasons
53	0	0	0	2,091	171	173	-2	-0.10%	2,138	39	25%	38%	0%	6%	0	0%	0	0	0	0%

* - P - Priority Club. Cancellation Reasons: 1-Objectives/conduct, 2-Non-active club, 5-Non-existing club, 6-Disbanding, 7-Merger, 8-Financial Suspension, 9-District/Multiple District Dues.

** - Abbreviation: P-President, S-Secretary, T-Treasurer, M-Member Chairperson, VP-First Vice President, MC-Communications Chairperson, SC-Service Chairperson

*** - Abbreviation: N/R - Never reported using the Lions Clubs website, N/A - Not applicable, No password registered for the Lions Clubs website.

**** - Abbreviation: N - New, IP - Immediate Past, R - Repeat.



Club Health Assessment for District 3 E through March 2025

			Status	Membership							Reports					Finance		LCIF
Club Number	Club Name	Charter Date		Current Member Count	YTD Members Added	YTD Members Dropped	YTD Net Growth	YTD Net Growth%	Member Count 12 Months Ago	Avg. length of service for dropped members	Months Since Last MMR ***	Yrs. Since Last Officer Report	President Rotation	Vice President Reported ****	Months Since Last Activity Report ***	Account Balance	Donations for current Fiscal Year	
			Number of times on status quo within last two years	If below 15 members appears				If net loss is greater than 20% appears			If no report in 3 months appears in	When more than one year appears in	Number of repeat terms	Notes the officers that do not have appears in an active	If no report at 12 months red			
Clubs less than two years old																		
157521	Bokoshe	03/26/2024	Active	36	0	5	-5	-12.20%	35	1	0		2	N	M,VP,SC	12		
Clubs more than two years old																		
1661	BARTLESVILLE	05/04/1921	Active	31	3	0	3	10.71%	28		0			N		5	\$3,000.00	
1896	BRISTOW	11/30/1921	Active	31	4	0	4	14.81%	27		5			N	P,SC	22		
47013	BROKEN ARROW	03/05/1987	Active	9	0	1	-1	-10.00%	10	17	4		5		P,M,VP,SC	24+		
67489	BROKEN ARROW NOON	03/26/2003	Active	7	0	0	0	0.00%	6		8				M,VP,SC	23		
1702	BROKEN BOW	03/07/1929	Active	15	0	1	-1	-6.25%	16	6	2		3	R	SC	10	\$125.00	
Exc Award (06/30/2018)																		
1664	CHECOTAH	11/18/1921	Active	26	4	6	-2	-7.14%	28	23	1				M,VP,SC	24+		
43131	CLAYTON	11/21/1983	Active	22	3	1	2	10.00%	18	30	0		3	R	M,SC	15		
1667	COWETA	02/02/1940	Active	16	0	0	0	0.00%	16		5		3	N	M,VP,SC	24+		
1668	DEWEY	05/13/1952	Active	9	0	2	-2	-18.18%	13	10	2			N	M,SC	24+		
1669	FAIRLAND	10/27/1953	Active	19	2	1	1	5.56%	17	47	3		2	N		0	\$1,250.00	
1714	HEAVENER	01/30/1923	Active	24	0	0	0	0.00%	23		10			N	P,M,VP,SC	24+		
1671	HENRYETTA	05/17/1929	Active	54	11	6	5	10.20%	53	6	0		None		P,T,M,VP,SC	3	90+ Days	
Exc Award (06/30/2016, 06/30/2018, 06/30/20)																		
43705	HOLDENVILLE	04/30/1984	Active	18	2	1	1	5.88%	17	2	1			N	M,VP,SC	1		
1717	HUGO	06/11/1919	Active(1)	14	5	1	4	40.00%	11	4	0			N	M,SC	2		
1718	IDABEL	12/14/1928	Active	27	1	2	-1	-3.57%	28	9	0			IP	P,M,SC	24+	\$450.00	
64980	JAY	02/06/2002	Active	10	0	0	0	0.00%	13		5		4	R	M,SC	24+	90+ Days	
1725	MC ALESTER	06/13/1918	Active	25	1	6	-5	-16.67%	30	20	0				VP,SC	5	\$50.00	
1676	MIAMI	03/18/1921	Active	11	0	3	-3	-21.43%	14	10	0		6		T,M,VP,SC	24+		
1678	MORRIS	01/24/1961	Active	15	0	0	0	0.00%	15		34		3		M,VP,SC	24+		
44934	MULDROW	05/09/1985	Active	8	0	5	-5	-38.46%	13	27	5		4		P,M,VP,SC	N/R		
1679	MUSKOGEE	10/26/1916	Active	25	1	0	1	4.17%	24		0			N	M,SC	24+		



Club Health Assessment for District 3 E through March 2025

			Status	Membership							Reports					Finance	LCIF			
Club Number	Club Name	Charter Date		Current Member Count	YTD Members Added	YTD Members Dropped	YTD Net Growth	YTD Net Growth%	Member Count 12 Months Ago	Avg. length of service for dropped members	Months Since Last MMR ***	Yrs. Since Last Officer Report	President Rotation	Vice President Reported ****	Months Since Last Activity Report ***	Account Balance	Donations for current Fiscal Year			
			Number of times on status quo within last two years	If below 15 members appears					If net loss is greater than 20% appears			If no report in 3 months appears in	When more than one year appears in	Number of repeat terms	Notes the officers that do not have an active	If no report at 12 months appears in red				
1681	NOWATA	04/20/1948	Active	6	0	0	0	0.00%	6		5		7	M,VP,SC	N/A	90+ Days	\$715.00			
1683	OKMULGEE	02/05/1919	Active	29	4	5	-1	-3.33%	29	16	0			N	M,SC			1		
40488	POCOLA	11/17/1981	Active	14	0	0	0	0.00%	15		2			R	M,SC			19		
1686	PORTER	04/29/1964	Active	16	0	0	0	0.00%	16		12		3	M,VP,SC	24+					
1727	POTEAU EVENING	01/17/1961	Active	7	0	0	0	0.00%	7		9		2	R	VP,SC			17		
1687	PRYOR	09/23/1948	Active	24	2	1	1	4.35%	23	50	0		2		M,VP,SC			15		
1689	SALLISAW	04/11/1938	Active	60	0	0	0	0.00%	60		6			N	T,M,SC			24+		
Exc Award (06/30/2016)																				
1926	SAPULPA	06/10/1949	Active	17	0	1	-1	-5.56%	18	17	7		2	R	M,SC			24+		
61326	TAHLEQUAH	12/07/1998	Active	10	0	3	-3	-23.08%	13	3	0				M,VP,SC	24+	90+ Days	\$50.00		
1733	TALIHINA	06/08/1929	Active	8	0	0	0	0.00%	8		5		4	R	P,M,SC	24+				
1933	TULSA DOWNTOWN	10/11/1916	Active	33	9	5	4	13.79%	30	12	0			N	SC	0			\$400.00	
Exc Award (06/30/2021)																				
1928	TULSA METRO-MC CULLOUGH	02/09/1956	Active	9	0	0	0	0.00%	7		8		11		M,VP,SC	24+				
36432	VIAN	01/18/1979	Active	8	0	0	0	0.00%	8		10		3	R	M,SC	16				
1693	VINITA	04/15/1931	Active	51	3	11	-8	-13.56%	58	11	1			N	SC	20				
1694	WAGONER	05/20/1946	Active	22	0	0	0	0.00%	19		5		5		T,M,VP,SC	11				\$1,000.00
1737	WILBURTON	05/04/1922	Active	18	1	8	-7	-28.00%	26	22	0			R	M,VP,SC	1				\$120.00
1697	WYANDOTTE	04/22/1958	Active	11	1	7	-6	-35.29%	17	9	1		12		M,VP,SC	17				

Clubs Cancelled Previous Fiscal Year – Clubs Cancelled within last 12 months may be reinstated

Club Number	Club Name	Charter Date	Current Status*	Cancellation Date
97105	CHELSEA	05/09/2006	Cancelled(6*)	12/29/2023
109673	MUSKOGEE COUNTY	01/15/2011	Cancelled(6*)	12/29/2023
1934	TULSA BROOKSIDE	05/18/1948	Cancelled(6*)	06/29/2024



Club Health Assessment for District 3 E through March 2025

Club Number			Club Name			Charter Date			Status					Membership					Reports					Finance		LCIF
									Current Member Count	YTD Members Added	YTD Members Dropped	YTD Net Growth	YTD Net Growth%	Member Count 12 Months Ago	Avg. length of service for dropped members	Months Since Last MMR ***	Yrs. Since Last Officer Report	President Rotation	Vice President Reported ****	Months Since Last Activity Report ***	Account Balance	Donations for current Fiscal Year				
									Number of times on status quo within last two years	If below 15 members appears			If net loss is greater than 20% appears			If no report in 3 months appears in		When more than one year appears in	Number of repeat terms	Notes the officers that do not have an active		If no report at 12 months appears in red				
Current Total Clubs Count	YTD New Clubs Count	YTD Cancelled Clubs Count	YTD Net Club Gain	Current Total Members Count	YTD Add	YTD Drop	YTD Net Growth	YTD Net Growth %	Member Count 12 Months Ago	Average Member Count Per Club	% of Clubs with less than 20 members	% No MMR in 3 Months	% No Officer Report in 12 Months	% of Clubs with balance 90+ days	Number of Clubs in Status Quo	% Status Quo Clubs in Financial Suspension	Number of Cancelled Clubs	Average Cancelled Club Age	Members Lost Due to Cancellation	% of Clubs Cancelled for Non-Financial Reasons						
39	0	0	0	795	57	82	-25	-3.05%	815	20	59%	46%	0%	10%	0	0%	0	0	0	0%						

* - P - Priority Club. Cancellation Reasons: 1-Objectives/conduct, 2-Non-active club, 5-Non-existing club, 6-Disbanding, 7-Merger, 8-Financial Suspension, 9-District/Multiple District Dues.


** - Abbreviation: P-President, S-Secretary, T-Treasurer, M-Member Chairperson, VP-First Vice President, MC-Communications Chairperson, SC-Service Chairperson

*** - Abbreviation: N/R - Never reported using the Lions Clubs website, N/A - Not applicable, No password registered for the Lions Clubs website.

**** - Abbreviation: N - New, IP - Immediate Past, R - Repeat.



Club Health Assessment for District 3 NW through March 2025

			Status	Membership							Reports					Finance		LCIF
Club Number	Club Name	Charter Date		Current Member Count	YTD Members Added	YTD Members Dropped	YTD Net Growth	YTD Net Growth%	Member Count 12 Months Ago	Avg. length of service for dropped members	Months Since Last MMR ***	Yrs. Since Last Officer Report	President Rotation	Vice President Reported ****	Months Since Last Activity Report ***	Account Balance	Donations for current Fiscal Year	
			Number of times on status quo within last two years	If below 15 members appears					If net loss is greater than 20% appears			If no report in 3 months appears in	When more than one year appears in	Number of repeat terms	Notes the officers that do not have an active	If no report at 12 months appears in red		
Clubs more than two years old																		
1794	BALKO	04/09/1973	Active	18	2	1	1	5.88%	18	35	2				P,M,VP,SC	24+	90+ Days	
1797	BURLINGTON	12/15/1965	Active	19	0	0	0	0.00%	19		10		2		M,VP,SC	N/R		
1798	CANTON	11/14/1929	Active(1)	7	0	0	0	0.00%	7		16		9		T,M,VP,SC	N/R	90+ Days	
1898	CHANDLER	01/10/1946	Active	56	5	1	4	7.69%	52	13	0			N	M,SC	24+		
1800	CHEROKEE	05/04/1928	Active	17	0	0	0	0.00%	18		8			IP	T,M,VP,SC	N/R		
1802	COVINGTON	11/24/1964	Cancelled(6*)	0	0	11	-11	-100.00%	13	24	10		None		P,S,T,M,VP SC	24+		
1803	CRESCENT	03/23/1935	Active	11	0	0	0	0.00%	11		12		5	R	T,M,VP,SC	24+		
1900	CUSHING	04/20/1921	Active	30	2	3	-1	-3.23%	32	17	0			N	M,SC	24+		
Exc Award (06/30/2019)																		
1901	DAVENPORT	03/18/1954	Active	13	0	0	0	0.00%	13		7		8	R	P,M,VP,SC	24+		
1809	FAIRVIEW	04/25/1928	Active	66	7	4	3	4.76%	64	9	0			N	M,SC	24+		
1812	GARBER	09/06/1948	Active	12	1	0	1	9.09%	11		7		4	R	M,SC	20		\$169.00
1814	GOODWELL	08/30/1948	Active	2	0	0	0	0.00%	2		17		6	R	M,SC	3		
1815	GUTHRIE	11/10/1919	Active(1)	34	0	1	-1	-2.86%	35	56	1		2	R	M,VP,SC	10	90+ Days	\$250.00
1816	GUYMON	06/27/1928	Active	31	0	0	0	0.00%	31		11			N	P,M,VP,SC	11		
1817	HELENA	04/17/1951	Active	9	0	0	0	0.00%	9		31		8		T,M,VP,SC	24+		
1818	HENNESSEY	01/25/1934	Active	26	0	0	0	0.00%	26		17		None		P,M,VP,SC	24+		\$200.00
30757	JET	05/06/1975	Active	16	0	1	-1	-5.88%	16	1	0		8	R	T,M,VP,SC	17		
1822	KINGFISHER	02/29/1932	Active(1)	34	9	12	-3	-8.11%	37	14	3			N	M,SC	24+		
1823	KREMLIN	04/04/1966	Active	26	3	5	-2	-7.14%	28	4	1		6	R	M,SC	19		
1827	LAVERNE	01/20/1947	Active	19	0	0	0	0.00%	19		0		3	R	M,VP,SC	10		\$700.00
Exc Award (06/30/2024)																		
1828	LOMEGA L C	12/26/1972	Active	15	0	0	0	0.00%	15		9			N	T,M,SC	0		
1832	MEDFORD	10/20/1927	Active	9	0	1	-1	-10.00%	10	26	3			N	SC	15	90+ Days	



Club Health Assessment for District 3 NW through March 2025

			Status	Membership							Reports					Finance		LCIF
Club Number	Club Name	Charter Date		Current Member Count	YTD Members Added	YTD Members Dropped	YTD Net Growth	YTD Net Growth%	Member Count 12 Months Ago	Avg. length of service for dropped members	Months Since Last MMR ***	Yrs. Since Last Officer Report	President Rotation	Vice President Reported ****	Months Since Last Activity Report ***	Account Balance	Donations for current Fiscal Year	
			Number of times on status quo within last two years	If below 15 members appears				If net loss is greater than 20% appears			If no report in 3 months appears in	When more than one year appears in	Number of repeat terms		Notes the officers that do not have an active	If no report at 12 months appears in red		
1911	MORRISON	04/18/1967	Active	32	0	0	0	0.00%	32		0			N	M,SC	24+	90+ Days	
1829	MULHALL-ORLANDO	03/17/1970	Active	12	3	1	2	20.00%	9	5	0			N	P,T,M,SC	0		\$300.00
1913	NEWKIRK	12/08/1950	Active	16	0	0	0	0.00%	16		13		7	R	SC	10		
1808	NORTH ENID	08/30/1962	Active	32	3	3	0	0.00%	32	46	0			N	P	4		\$2,150.00
Exc Award (06/30/2017)																		
1835	OKARCHE	11/30/1949	Active	45	0	2	-2	-4.26%	50	8	5		None		P,VP,SC	24+	90+ Days	
1918	PERKINS	01/05/1950	Active	24	1	1	0	0.00%	14	1	3		2	R		10		\$200.00
1919	PERRY	01/14/1926	Active	32	2	3	-1	-3.03%	34	33	1			N	M,SC	5		
1921	PONCA CITY AFTER FIVE	04/28/1965	Active	16	2	2	0	0.00%	17	1	2		2	R	M,SC	7		
1920	PONCA CITY NOON	06/30/1922	Active	46	4	3	1	2.22%	45	9	0			N	SC	0		\$40.00
Exc Award (06/30/2023)																		
1922	PRAGUE	05/16/1949	Active	31	4	0	4	14.81%	27		0			N	SC	24+	90+ Days	
35025	RINGWOOD	02/13/1978	Active	10	0	0	0	0.00%	12		9		None		P,T,M,VP,SC	24+		
1837	SEILING	12/10/1929	Active	12	0	1	-1	-7.69%	13	68	2		2	R	P,M,VP,SC	24+		
1930	STILLWATER NOON	06/03/1965	Active	85	8	5	3	3.66%	83	11	0			N		0		\$2,170.00
Exc Award (06/30/2022, 06/30/2023, 06/30/20)																		
1931	STROUD	06/12/1941	Active	26	1	3	-2	-7.14%	27	5	1				VP,SC	20		\$130.00
1841	WAKITA	10/04/1929	Active	23	0	0	0	0.00%	25		11		None		P,S,T,M,VP,SC	24+		
1842	WATONGA	03/23/1950	Active	21	2	3	-1	-4.55%	22	6	0		None	N	P,T,VP,SC	17		
1790	WEATHERFORD	04/17/1962	Active	12	0	0	0	0.00%	12		23		2		S,T,M,VP,SC	19		
1845	WOODWARD	01/23/1928	Active	22	0	2	-2	-8.33%	24	13	0		16	R	P,M,VP,SC	N/R		

Clubs Cancelled Previous Fiscal Year – Clubs Cancelled within last 12 months may be reinstated

Club Number	Club Name	Charter Date	Current Status*	Cancellation Date
1834	NASH	02/05/1937	Cancelled(8*)	12/29/2023



Club Health Assessment for District 3 NW through March 2025

Club NumberClub NameCharter Date			Status		Membership								Reports					Finance		LCIF
					Current Member Count	YTD Members Added	YTD Members Dropped	YTD Net Growth	YTD Net Growth%	Member Count 12 Months Ago	Avg. length of service for dropped members	Months Since Last MMR ***	Yrs. Since Last Officer Report	President Rotation	Vice President Reported ****	Months Since Last Activity Report ***	Account Balance	Donations for current Fiscal Year		
			Number of times on status quo within last two years	If below 15 members appears				If net loss is greater than 20% appears			If no report in 3 months appears in	When more than one year appears in	Number of repeat terms	Notes the officers that do not have an active	If no report at 12 months appears in red					
Current Total Clubs Count	YTD New Clubs Count	YTD Cancelled Clubs Count	YTD Net Club Gain	Current Total Members Count	YTD Add	YTD Drop	YTD Net Growth	YTD Net Growth %	Member Count 12 Months Ago	Average Member Count Per Club	% of Clubs with less than 20 members	% No MMR in 3 Months	% No Officer Report in 12 Months	% of Clubs with balance 90+ days	Number of Clubs in Status Quo	% Status Quo Clubs in Financial Suspension	Number of Cancelled Clubs	Average Cancelled Club Age	Members Lost Due to Cancellation	% of Clubs Cancelled for Non-Financial Reasons
39	0	1	-1	967	59	69	-10	-1.02%	980	25	49%	49%	0%	18%	0	0%	1	147	11	0%

* - P - Priority Club. Cancellation Reasons: 1-Objectives/conduct, 2-Non-active club, 5-Non-existing club, 6-Disbanding, 7-Merger, 8-Financial Suspension, 9-District/Multiple District Dues.

** - Abbreviation: P-President, S-Secretary, T-Treasurer, M-Member Chairperson, VP-First Vice President, MC-Communications Chairperson, SC-Service Chairperson

*** - Abbreviation: N/R - Never reported using the Lions Clubs website, N/A - Not applicable, No password registered for the Lions Clubs website.

**** - Abbreviation: N - New, IP - Immediate Past, R - Repeat.



Club Health Assessment for District 3 SW through March 2025

			Status	Membership							Reports					Finance		LCIF
Club Number	Club Name	Charter Date		Current Member Count	YTD Members Added	YTD Members Dropped	YTD Net Growth	YTD Net Growth%	Member Count 12 Months Ago	Avg. length of service for dropped members	Months Since Last MMR ***	Yrs. Since Last Officer Report	President Rotation	Vice President Reported ****	Months Since Last Activity Report ***	Account Balance	Donations for current Fiscal Year	
			Number of times on status quo within last two years	If below 15 members appears					If net loss is greater than 20% appears			If no report in 3 months appears in	When more than one year appears in	Number of repeat terms	Notes the officers that do not have an active	If no report at 12 months appears in red		
Clubs more than two years old																		
1698	ADA	05/08/1919	Active	47	8	6	2	4.44%	45	6	2				VP	0		\$1,920.00
Exc Award (06/30/2016, 06/30/2018, 06/30/2020)																		
1740	ALTUS	04/15/1941	Active	14	2	1	1	7.69%	13	6	5		None		P,T,M,VP,SC	17		\$200.00
Exc Award (06/30/2017)																		
1742	ANADARKO	03/01/1949	Active	27	0	1	-1	-3.57%	28	8	0			N		20		\$2,825.00
1743	ARDMORE	03/12/1917	Active	30	5	3	2	7.14%	27	12	1				VP,SC	24+		
Exc Award (06/30/2016)																		
1700	ATOKA	03/13/1940	Active	19	0	10	-10	-34.48%	30	9	2				M,VP,SC	24+		
Exc Award (06/30/2016, 06/30/2019)																		
67211	BINGER	02/05/2003	Active	9	0	0	0	0.00%	9		96		None		P,S,T,M,VP SC	N/R	90+ Days	
1747	CACHE	11/20/1958	Active	12	0	1	-1	-7.69%	13	4	6		24	R		24+		
1748	CANUTE	08/10/1961	Active	35	0	0	0	0.00%	35		26		5	R	M,VP,SC	24+		\$20.00
1853	CHICKASHA	07/28/1917	Active	31	7	4	3	10.71%	26	17	0			N	SC	13		\$1,040.00
1750	CLINTON	04/07/1947	Active	20	0	0	0	0.00%	20		21				P,S,T,M,VP SC	24+	90+ Days	
66624	CORDELL	09/19/2002	Active	8	0	4	-4	-33.33%	12	9	2		6		S,M,VP,SC	24+	90+ Days	
1756	DUNCAN	07/07/1949	Active	21	1	5	-4	-16.00%	25	28	2		2	R	M,VP,SC	24+		
1708	DURANT	01/02/1920	Active	26	6	4	2	8.33%	25	4	1		2	N	SC	7		
1856	EDMOND	03/26/1963	Active	17	2	3	-1	-5.56%	17	20	0		None		P,M,VP,SC	4		
Exc Award (06/30/2018)																		
1857	EL RENO	08/16/1917	Active(1)	15	1	4	-3	-16.67%	18	7	2			N	SC	24+		
49248	EL RENO CANADIAN VALLEY	02/27/1989	Active	23	4	1	3	15.00%	20	7	2		3	R	M,SC	N/R		
1759	ELK CITY	05/25/1948	Active	14	0	0	0	0.00%	14		1		4	R	M,SC	24+	90+ Days	\$50.00
1763	FREDERICK	03/04/1920	Active	22	1	0	1	4.76%	21		1			N	M,SC	19		
1765	GRANITE	05/21/1948	Active	21	2	5	-3	-12.50%	23	5	1				M,VP,SC	11		
1858	HARRAH	09/19/1962	Active	15	0	4	-4	-21.05%	19	7	3			N	M,SC	24+		



Club Health Assessment for District 3 SW through March 2025

			Status	Membership							Reports					Finance		LCIF
Club Number	Club Name	Charter Date		Current Member Count	YTD Members Added	YTD Members Dropped	YTD Net Growth	YTD Net Growth%	Member Count 12 Months Ago	Avg. length of service for dropped members	Months Since Last MMR ***	Yrs. Since Last Officer Report	President Rotation	Vice President Reported ****	Months Since Last Activity Report ***	Account Balance	Donations for current Fiscal Year	
			Number of times on status quo within last two years	If below 15 members appears				If net loss is greater than 20% appears			If no report in 3 months appears in	When more than one year appears in	Number of repeat terms	Notes the officers that do not have appears in an active	If no report at 12 months red			
1767	HEALDTON	04/29/1926	Active(1)	12	0	0	0	0.00%	12		13		5	S,M,VP,SC	24+			
52445	HINTON	01/27/1992	Active	10	0	0	0	0.00%	10		27	1	None	P,S,T,M,VP SC	24+			
1768	HOBART	05/26/1949	Active	22	0	0	0	0.00%	21		12			N	P,M	10	90+ Days	
1723	KONAWA	09/23/1927	Cancelled(8*)	0	1	11	-10	-100.00%	12	1	5		None	P,S,T,M,VP SC	11	90+ Days		
30319	LAWTON N E	03/11/1975	Cancelled(6*)	0	0	0	0	0.00%	13		5	1	None	P,S,T,M,VP SC	23			
1772	LAWTON NOON	02/27/1941	Active	21	4	4	0	0.00%	21	12	1			N	M,SC	4	\$20.00	
Exc Award (06/30/2017)																		
105627	LAWTON PATRIOTS	06/01/2009	Active	7	0	0	0	0.00%	7		21		7	P,M,VP,SC	24+			
1860	LINDSAY	04/07/1947	Cancelled(8*)	0	0	16	-16	-100.00%	16	17	18	1	None	P,S,T,M,VP SC	24+	90+ Days		
1775	LONE WOLF	01/09/1950	Cancelled(8*)	0	0	19	-19	-100.00%	19	26	34		None	P,S,T,M,VP SC	24+	90+ Days		
1776	MANGUM	10/30/1958	Active	5	0	12	-12	-70.59%	17	4	0		None	P,S,M,VP,SC	24+			
1778	MARIETTA	11/06/1946	Cancelled(8*)	0	0	23	-23	-100.00%	23	14	15	1	None	P,S,T,M,VP SC	N/R	90+ Days		
1777	MARLOW	01/14/1927	Active	37	1	1	0	0.00%	38	12	6			R	P,T,M,VP,SC	N/R		
1863	MIDWEST CITY	01/29/1945	Active	8	0	0	0	0.00%	9		9		6	N	SC	17	\$100.00	
1867	MUSTANG	11/02/1964	Active(1)	22	5	0	5	29.41%	17		0		6		M,VP,SC	N/A	\$120.00	
123242	Newcastle Community	09/30/2014	Cancelled(8*)	0	0	5	-5	-100.00%	5	3	16		None	P,S,T,M,VP SC	24+	90+ Days		
1870	NORMAN	01/16/1920	Active	35	5	2	3	9.38%	32	22	0			N	VP,SC	N/R	\$100.00	
1871	NORMAN SOONER	04/09/1963	Active	8	0	1	-1	-11.11%	11	36	0		2		M,VP,SC	24+	\$330.00	
1874	OKLA CITY CAPITOLHILL	12/31/1931	Active	12	0	1	-1	-7.69%	13	32	0			R	M,SC	15		
1877	OKLAHOMA CITY NORTHWEST	08/23/1961	Active	22	1	2	-1	-4.35%	23	7	0			N	SC	0	\$1,000.00	
Exc Award (06/30/2016)																		
1880	OKLAHOMA CITY WEST SIDE	04/24/1951	Active	16	2	1	1	6.67%	16	40	2			N	SC	1	\$50.00	
108808	PAULS VALLEY	06/25/2010	Active	5	0	8	-8	-61.54%	13	9	2				T,M,VP,SC	24+		
1882	POCASSET	06/01/1967	Active	30	3	1	2	7.14%	27	25	5		None	P,S,M,VP,SC	24+			
1883	PURCELL	04/22/1947	Active	11	0	0	0	0.00%	11		5		3		S,M,VP,SC	N/R		



Club Health Assessment for District 3 SW through March 2025

			Status		Membership						Reports					Finance		LCIF		
Club Number	Club Name	Charter Date		Current Member Count	YTD Members Added	YTD Members Dropped	YTD Net Growth	YTD Net Growth%	Member Count 12 Months Ago	Avg. length of service for dropped members	Months Since Last MMR ***	Yrs. Since Last Officer Report	President Rotation	Vice President Reported ****	Months Since Last Activity Report ***	Account Balance	Donations for current Fiscal Year			
			Number of times on status quo within last two years	If below 15 members appears				If net loss is greater than 20% appears			If no report in 3 months appears in	When more than one year appears in	Number of repeat terms		Notes the officers that do not have an active	If no report at 12 months appears in red				
1884	RUSH SPRINGS	05/13/1932	Active	16	0	0	0	0.00%	16		9				P,S,T,M,VP SC	N/R	90+ Days			
1730	SEMINOLE	04/30/1935	Active	55	6	3	3	5.77%	56	2	2		None		P,M,VP,SC	24+		\$2,000.00		
Exc Award (06/30/2018)																				
1885	SHAWNEE	12/21/1919	Active	25	1	5	-4	-13.79%	28	6	0				M,VP,SC	3		\$1,600.00		
Exc Award (06/30/2020)																				
1887	SURREY HILLS	04/26/1973	Active	18	0	0	0	0.00%	20		11		4		M,VP,SC	24+	90+ Days			
1888	THE VILLAGE	03/11/1953	Active	17	0	0	0	0.00%	17		8		9		M,VP,SC	24+		\$15.00		
1734	TISHOMINGO	03/07/1955	Active	19	4	2	2	11.76%	17	3	8		4	N	M,SC	24+				
1890	UNION CITY	04/18/1958	Active	21	0	0	0	0.00%	21		12		2	R	M,VP,SC	24+				
1787	VELMA ALMA	10/14/1952	Active	12	0	2	-2	-14.29%	14	30	6		None		P,S,T,M,VP SC	24+				
1892	WANETTE	04/27/1965	Active	9	0	0	0	0.00%	10		0		8	R	M,SC	0				
1789	WAURIKA	02/04/1946	Active	12	1	4	-3	-20.00%	15	16	4		12		M,VP,SC	24+				
1736	WEWOKA	06/24/1926	Active	18	1	2	-1	-5.26%	20	25	0				M,VP,SC	17	90+ Days			
Current Total Clubs Count	YTD New Clubs Count	YTD Cancelled Clubs Count	YTD Net Club Gain	Current Total Members Count	YTD Add	YTD Drop	YTD Net Growth	YTD Net Growth %	Member Count 12 Months Ago	Average Member Count Per Club	% of Clubs with less than 20 members	% No MMR in 3 Months	% No Officer Report in 12 Months	% of Clubs with balance 90+ days	Number of Clubs in Status Quo	% Status Quo Clubs in Financial Suspension	Number of Cancelled Clubs	Average Cancelled Club Age	Members Lost Due to Cancellation	% of Clubs Cancelled for Non-Financial Reasons
48	0	6	-6	931	74	181	-107	-10.31%	1,060	19	56%	44%	2%	17%	0	0%	6	65	74	17%

* - P - Priority Club. Cancellation Reasons: 1-Objectives/conduct, 2-Non-active club, 5-Non-existing club, 6-Disbanding, 7-Merger, 8-Financial Suspension, 9-District/Multiple District Dues.

** - Abbreviation: P-President, S-Secretary, T-Treasurer, M-Member Chairperson, VP-First Vice President, MC-Communications Chairperson, SC-Service Chairperson

*** - Abbreviation: N/R - Never reported using the Lions Clubs website, N/A - Not applicable, No password registered for the Lions Clubs website.

**** - Abbreviation: N - New, IP - Immediate Past, R - Repeat.



Club Health Assessment for District 7 L through March 2025

			Status	Membership							Reports					Finance		LCIF
Club Number	Club Name	Charter Date		Current Member Count	YTD Members Added	YTD Members Dropped	YTD Net Growth	YTD Net Growth%	Member Count 12 Months Ago	Avg. length of service for dropped members	Months Since Last MMR ***	Yrs. Since Last Officer Report	President Rotation	Vice President Reported ****	Months Since Last Activity Report ***	Account Balance	Donations for current Fiscal Year	
			Number of times on status quo within last two years	If below 15 members appears				If net loss is greater than 20% appears			If no report in 3 months appears in	When more than one year appears in	Number of repeat terms	Notes the officers that do not have an active	If no report at 12 months appears in red			
Clubs more than two years old																		
3623	ARKADELPHIA	12/13/1943	Active	22	2	0	2	10.00%	19		0			N	M,SC	24+	\$2,180.00	
Exc Award (06/30/2019)																		
3627	BENTON	07/28/1943	Active(1)	18	2	0	2	12.50%	14		5		None		P,T,M,VP,SC	24+	90+ Days	
63084	BISMARCK	04/17/2000	Cancelled(8*)	0	0	11	-11	-100.00%	11	10	3	1	None		P,S,T,M,VP SC	24+	90+ Days	
32914	BRYANT	11/10/1976	Active	14	0	1	-1	-6.67%	15	31	5		2	R		3		
3630	CAMDEN	12/11/1925	Active	30	0	0	0	0.00%	30		12	1	None		P,S,T,M,VP SC	24+		
3634	DE QUEEN	10/25/1950	Active	29	6	8	-2	-6.45%	31	9	2			N	SC	3		
3639	HATFIELD	08/28/1973	Active	18	1	0	1	5.88%	18		2				T,M,VP,SC	24+		
3640	HOPE	01/15/1947	Active	91	7	9	-2	-2.15%	95	10	0			N		0	\$4,101.00	
Exc Award (06/30/2018, 06/30/2023)																		
123645	Hope Evening	12/01/2014	Active	25	0	0	0	0.00%	25		9			N	P,T,M,SC	24+		
34739	HOT SPRINGS DIAMONDHEAD	12/12/1977	Active	17	0	2	-2	-10.53%	19	5	6		None		P,T,M,VP,SC	N/R		
86106	HOT SPRINGS JESSE D HAWKINS	04/06/2005	Active	27	3	1	2	8.00%	19	20	1		None		P,T,M,VP,SC	5	\$300.00	
3644	HOT SPRINGS SOUTH HOT SPRINGS	09/18/1952	Active	23	0	2	-2	-8.00%	25	5	5		None	N	P,M,SC	24+		
33511	HOT SPRINGS VILLAGE BREAKFAST	03/21/1977	Active	24	1	5	-4	-14.29%	28	11	1		4		T,VP,SC	17	90+ Days	
Exc Award (06/30/2016)																		
3645	HOT SPRINGS VILLAGE EVENING	07/31/1972	Active	64	13	13	0	0.00%	64	9	1			N	M,SC	1	\$1,050.00	
Exc Award (06/30/2016, 06/30/2018, 06/30/2020)																		
64099	LEWISVILLE	03/26/2001	Active(1)	12	0	0	0	0.00%	12		40	1	None		P,S,T,M,VP SC	24+	90+ Days	
96479	LOCKESBURG	03/09/2006	Active	11	0	3	-3	-21.43%	14	6	2			R	P,M,VP,SC	24+		
3649	MAGNOLIA	02/09/1927	Active	11	0	1	-1	-8.33%	12	7	1		5	N	M,SC	24+		
3650	MALVERN	11/23/1943	Active	27	4	1	3	12.50%	36	9	2			N	T,M,SC	6		
3651	MENA	06/14/1923	Active	25	1	4	-3	-10.71%	28	17	1		None		P,T,M,VP,SC	24+		
78439	MENA LIONESS	03/05/2004	Active	33	0	0	0	0.00%	37		0		2		S,T,M,VP	10		



Club Health Assessment for District 7 L through March 2025

			Status	Membership							Reports					Finance	LCIF
Club Number	Club Name	Charter Date		Current Member Count	YTD Members Added	YTD Members Dropped	YTD Net Growth	YTD Net Growth%	Member Count 12 Months Ago	Avg. length of service for dropped members	Months Since Last MMR ***	Yrs. Since Last Officer Report	President Rotation	Vice President Reported ****	Months Since Last Activity Report ***	Account Balance	Donations for current Fiscal Year
			Number of times on status quo within last two years	If below 15 members appears				If net loss is greater than 20% appears			If no report in 3 months appears in	When more than one year appears in	Number of repeat terms	Notes the officers that do not have an active	If no report at 12 months appears in red		
Exc Award (06/30/2016)																	
3654	NASHVILLE	12/27/1946	Cancelled(8*)	0	0	9	-9	-100.00%	9	29	0		None	P,S,T,M,VP SC	24+	90+ Days	
3656	PRESCOTT	04/25/1972	Active(1)	9	0	1	-1	-10.00%	11	3	1		10	R	11		
43599	SARATOGA TRI COUNTY	03/19/1984	Active	6	0	0	0	0.00%	6		17	1	None	P,S,T,M,VP SC	18	90+ Days	
3658	TEXARKANA	02/19/1917	Active	15	0	0	0	0.00%	18		9		2	M,VP	3	90+ Days	
105453	TEXARKANA EVENING	05/08/2009	Active	7	0	3	-3	-30.00%	10	8	0			T,M,VP,SC	24+		\$40.00
Exc Award (06/30/2016)																	

Clubs Cancelled Previous Fiscal Year – Clubs Cancelled within last 12 months may be reinstated

Club Number	Club Name	Charter Date	Current Status*	Cancellation Date
139044	Saline County Professional Womens	06/28/2019	Cancelled(8*)	12/29/2023

Current Total Clubs Count	YTD New Clubs Count	YTD Cancelled Clubs Count	YTD Net Club Gain	Current Total Members Count	YTD Add	YTD Drop	YTD Net Growth	YTD Net Growth %	Member Count 12 Months Ago	Average Member Count Per Club	% of Clubs with less than 20 members	% No MMR in 3 Months	% No Officer Report in 12 Months	% of Clubs with balance 90+ days	Number of Clubs in Status Quo	% Status Quo Clubs in Financial Suspension	Number of Cancelled Clubs	Average Cancelled Club Age	Members Lost Due to Cancellation	% of Clubs Cancelled for Non-Financial Reasons
23	0	2	-2	558	40	74	-34	-5.74%	606	24	48%	39%	13%	22%	0	0%	2	54	20	-50%

* - P - Priority Club. Cancellation Reasons: 1-Objectives/conduct, 2-Non-active club, 5-Non-existing club, 6-Disbanding, 7-Merger, 8-Financial Suspension, 9-District/Multiple District Dues.


** - Abbreviation: P-President, S-Secretary, T-Treasurer, M-Member Chairperson, VP-First Vice President, MC-Communications Chairperson, SC-Service Chairperson

*** - Abbreviation: N/R - Never reported using the Lions Clubs website, N/A - Not applicable, No password registered for the Lions Clubs website.

**** - Abbreviation: N - New, IP - Immediate Past, R - Repeat.



Club Health Assessment for District 7 I through March 2025

			Status	Membership							Reports					Finance		LCIF
Club Number	Club Name	Charter Date		Current Member Count	YTD Members Added	YTD Members Dropped	YTD Net Growth	YTD Net Growth%	Member Count 12 Months Ago	Avg. length of service for dropped members	Months Since Last MMR ***	Yrs. Since Last Officer Report	President Rotation	Vice President Reported ****	Months Since Last Activity Report ***	Account Balance	Donations for current Fiscal Year	
			Number of times on status quo within last two years	If below 15 members appears				If net loss is greater than 20% appears			If no report in 3 months appears in	When more than one year appears in	Number of repeat terms	Notes the officers that do not have an active	If no report at 12 months appears in red			
Clubs more than two years old																		
3661	ATKINS	11/10/1939	Active	9	0	1	-1	-10.00%	10	2	6		None	P,M,VP,SC	16	90+ Days	\$1,100.00	
3663	BELLA VISTA	03/24/1970	Active	10	0	3	-3	-23.08%	12	10	2		2	M,VP,SC	16			
36551	BENTONVILLE BREAKFAST	02/09/1979	Active	15	2	5	-3	-16.67%	18	10	2		5	R	S,M,SC			16
3664	BERRYVILLE	02/28/1958	Active(1)	9	1	2	-1	-10.00%	10	5	2			R	M,SC			10
3665	BOONEVILLE	10/28/1954	Active	12	1	3	-2	-14.29%	14	3	0		2	R	M,VP			8
Exc Award (06/30/2024)																		
3666	CLARKSVILLE	06/12/1925	Active	25	3	6	-3	-10.71%	31	5	0			M,VP,SC	0		\$1,000.00	
Exc Award (06/30/2023)																		
3789	CONWAY EVENING	12/04/1962	Active	11	1	0	1	10.00%	10		1			N	SC	3	\$300.00	
3788	CONWAY NOON	08/06/1946	Active	30	4	5	-1	-3.23%	33	11	1			N	M,SC	3	\$1,000.00	
Exc Award (06/30/2018, 06/30/2024)																		
3667	DANVILLE	08/26/1946	Active	42	0	1	-1	-2.33%	44	2	4			N	VP,SC	2		
3668	DARDANELLE	08/06/1968	Active	16	0	0	0	0.00%	17		8			P,S,T,M,VP SC	16			
48278	DOVER	03/21/1988	Active	19	0	0	0	0.00%	19		10		2	T,M,VP,SC	16			
118255	ELKINS	11/02/2012	Active	22	0	0	0	0.00%	22		7			N	M,SC	16	90+ Days	
Exc Award (06/30/2023)																		
3673	FAYETTEVILLE	05/10/1923	Active	33	2	1	1	3.13%	34	19	2			N	M,SC	16		
Exc Award (06/30/2018)																		
3675	FORT SMITH NOON	03/08/1919	Active	34	4	0	4	13.33%	29		0			N	M,SC	0	\$100.00	
3678	GENTRY	04/07/1964	Active(1)	3	0	0	0	0.00%	5		9	1	None	P,S,T,M,VP SC	16	90+ Days		
119915	Gravette	06/30/2013	Active	14	2	1	1	7.69%	13	10	2		3	R	M,SC	0	\$2,259.00	
Exc Award (06/30/2018)																		
3680	GREEN FOREST	09/30/1943	Active	9	2	2	0	0.00%	9	8	7		16	M,VP,SC	16			
3683	HARRISON	02/28/1924	Active	41	7	5	2	5.13%	39	13	0			N	M,SC	1		
65091	HUNTSVILLE	03/20/2002	Active(1)	14	0	3	-3	-17.65%	16	15	6			N	P,VP,SC	16		
3686	MORRILTON	08/14/1946	Active(1)	17	0	0	0	0.00%	18		0			N	M,SC	16		



Club Health Assessment for District 7 I through March 2025

			Status								Membership								Reports					Finance		LCIF
Club Number	Club Name	Charter Date		Current Member Count	YTD Members Added	YTD Members Dropped	YTD Net Growth	YTD Net Growth%	Member Count 12 Months Ago	Avg. length of service for dropped members	Months Since Last MMR ***	Yrs. Since Last Officer Report	President Rotation	Vice President Reported ****	Months Since Last Activity Report ***	Account Balance	Donations for current Fiscal Year									
			Number of times on status quo within last two years	If below 15 members appears	If net loss is greater than 20% appears						If no report in 3 months appears in	When more than one year appears in	Number of repeat terms	Notes the officers that do not have an active	If no report at 12 months appears in red											
3728	MOUNTAIN HOME	06/20/1947	Active	49	13	4	9	22.50%	36	8	0			N	0		\$150.00									
Exc Award (06/30/2023)																										
3688	MULBERRY	10/31/1939	Active	22	4	3	1	4.76%	19	6	7		None	N	P,M,SC	16										
3690	OZARK	06/04/1953	Active	11	0	0	0	0.00%	11		8		None		P,S,T,M,VP SC	15										
61690	PARIS	03/30/1999	Active	8	1	0	1	14.29%	7		1		5		M,VP,SC	0	\$100.00									
107908	PEA RIDGE	03/26/2010	Active	20	6	3	3	17.65%	17	2	2				M,VP,SC	15										
3693	PRAIRIE GROVE	09/27/1946	Active	21	5	2	3	16.67%	18	31	0		3	R	M,SC	16										
3695	RUSSELLVILLE	02/15/1923	Active	33	0	0	0	0.00%	34		6		None		P,T,M,VP,SC	4	90+ Days									
3699	SILOAM SPRINGS	10/21/1946	Active(1)	3	0	0	0	0.00%	3		6		7		M,VP,SC	6	\$400.00									
3701	VAN BUREN	08/17/1922	Active	22	0	1	-1	-4.35%	24	3	1				M,VP,SC	4										
66758	VILONIA	10/30/2002	Active	7	1	5	-4	-36.36%	11	8	1		2	R	M,VP,SC	16										
Current Total Clubs Count	YTD New Clubs Count	YTD Cancelled Clubs Count	YTD Net Club Gain	Current Total Members Count	YTD Add	YTD Drop	YTD Net Growth	YTD Net Growth %	Member Count 12 Months Ago	Average Member Count Per Club	% of Clubs with less than 20 members	% No MMR in 3 Months	% No Officer Report in 12 Months	% of Clubs with balance 90+ days	Number of Clubs in Status Quo	% Status Quo Clubs in Financial Suspension	Number of Cancelled Clubs	Average Cancelled Club Age	Members Lost Due to Cancellation	% of Clubs Cancelled for Non-Financial Reasons						
30	0	0	0	581	59	56	3	0.52%	583	19	57%	40%	3%	13%	0	0%	0	0	0	0%						

* - P - Priority Club. Cancellation Reasons: 1-Objectives/conduct, 2-Non-active club, 5-Non-existing club, 6-Disbanding, 7-Merger, 8-Financial Suspension, 9-District/Multiple District Dues.
** - Abbreviation: P-President, S-Secretary, T-Treasurer, M-Member Chairperson, VP-First Vice President, MC-Communications Chairperson, SC-Service Chairperson
*** - Abbreviation: N/R - Never reported using the Lions Clubs website, N/A - Not applicable, No password registered for the Lions Clubs website.
**** - Abbreviation: N - New, IP - Immediate Past, R - Repeat.



Club Health Assessment for District 7 O through March 2025

Club Number	Club Name	Charter Date	Status	Membership							Reports					Finance	LCIF
				Current Member Count	YTD Members Added	YTD Members Dropped	YTD Net Growth	YTD Net Growth%	Member Count 12 Months Ago	Avg. length of service for dropped members	Months Since Last MMR ***	Yrs. Since Last Officer Report	President Rotation	Vice President Reported ****	Months Since Last Activity Report ***	Account Balance	Donations for current Fiscal Year
			Number of times on status quo within last two years	If below 15 members appears				If net loss is greater than 20% appears			If no report in 3 months appears	When more than one year appears in	Number of repeat terms	Notes the officers that do not have an active	If no report at 12 months appears in red		
Clubs more than two years old																	
3706	BLACK ROCK	02/08/1954	Active	10	0	5	-5	-33.33%	15	9	3		11	R	VP,SC	24+	
3707	BLYTHEVILLE	05/17/1926	Active	67	0	0	0	0.00%	65		5			N	P,M,SC	24+	\$100.00
3709	CALICO ROCK	06/27/1947	Active	30	4	3	1	3.45%	27	10	3		None	N	P,M,SC	24+	
3712	CHEROKEE VILLAGE	08/01/1963	Active	21	0	0	0	0.00%	21		0				M,VP,SC	24+	
3713	CORNING	05/06/1947	Active	12	0	1	-1	-7.69%	13	9	2	1	None		P,S,T,M,VP SC	24+	
3761	FAIRFIELD BAY	09/11/1969	Active(1)	7	0	0	0	0.00%	7		16		None		P,S,T,M,VP SC	24+	
132607	Harrisburg Arkansas	09/08/2017	Active	12	0	0	0	0.00%	12		12		None		P,S,T,M,VP SC	24+	90+ Days
3764	HEBER SPRINGS	01/29/1951	Active	14	0	3	-3	-17.65%	18	7	1		8		VP,SC	16	\$400.00
3720	JONESBORO	08/21/1919	Active	5	0	0	0	0.00%	5		13		None		P,S,T,M,VP SC	N/R	90+ Days
29730	JONESBORO NETTLETON	08/20/1974	Active	24	3	1	2	9.09%	22	0	4			N	P,S,T,SC	14	
3721	JONESBORO UNIVERSITY HEIGHTS Exc Award (06/30/2024)	07/09/1963	Active	38	1	2	-1	-2.56%	40	23	0			R	M,SC	0	\$2,092.18
3724	MANILA	01/07/1929	Active	20	1	1	0	0.00%	19	1	2		None		P,M,VP,SC	N/R	\$10.00
108086	MC CRORY	04/14/2010	Active	12	0	1	-1	-7.69%	13	15	2		16	R		23	
3731	NEWPORT	01/21/1941	Active(2)	20	0	0	0	0.00%	20		16	1	None		P,S,T,M,VP SC	N/R	90+ Days
3734	PARAGOULD	04/29/1947	Active	12	0	0	0	0.00%	12		27	1	None		P,S,T,M,VP SC	24+	90+ Days
3735	PIGGOTT	08/14/1958	Active	18	6	3	3	20.00%	15	24	0		2	N	T,M,VP,SC	N/R	
3777	SEARCY	03/28/1947	Active	17	0	0	0	0.00%	17		8			N	M,SC	24+	\$50.00
116860	SPRING RIVER TOWNSHIP	05/18/2012	Active(1)	44	3	0	3	7.32%	41		3		2	R	T,M,VP,SC	3	
3739	TRUMANN	01/25/1930	Active(1)	37	37	37	0	0.00%	37	15	0		8		M,VP,SC	24+	
3742	WEINER	02/24/1958	Active	37	2	0	2	5.71%	40		5		3	R	M	10	\$200.00

Clubs Cancelled Previous Fiscal Year – Clubs Cancelled within last 12 months may be reinstated

Club Number	Club Name	Charter Date	Current Status*	Cancellation Date
-------------	-----------	--------------	-----------------	-------------------



Club Health Assessment for District 7 O through March 2025

Club NumberClub NameCharter Date			Status	Membership								Reports				Finance		LCIF		
				Current Member Count	YTD Members Added	YTD Members Dropped	YTD Net Growth	YTD Net Growth%	Member Count 12 Months Ago	Avg. length of service for members	Months Since Last MMR ***	Yrs. Since Last Officer Report	President Rotation	Vice President Reported ****	Months Since Last Activity Report ***	Account Balance	Donations for current Fiscal Year			
			Number of times on status quo within last two years	If below 15 members appears				If net loss is greater than 20% appears				If no report in 3 months appears in	When more than one year appears in	Number of repeat terms	Notes the officers that do not have an active	If no report at 12 months appears in				
3752	CHERRY VALLEY	01/18/1972	Cancelled(6*)	09/29/2023																
3736	POCAHONTAS	04/25/1968	Cancelled(6*)	09/29/2023																
3782	WEST MEMPHIS	05/31/1946	Cancelled(8*)	06/29/2024																
Current Total Clubs Count	YTD New Clubs Count	YTD Cancelled Clubs Count	YTD Net Club Gain	Current Total Members Count	YTD Add	YTD Drop	YTD Net Growth	YTD Net Growth %	Member Count 12 Months Ago	Average Member Count Per Club	% of Clubs with less than 20 members	% No MMR in 3 Months	% No Officer Report in 12 Months	% of Clubs with balance 90+ days	Number of Clubs in Status Quo	% Status Quo Clubs in Financial Suspension	Number of Cancelled Clubs	Average Cancelled Club Age	Members Lost Due to Cancellation	% of Clubs Cancelled for Non-Financial Reasons
20	0	0	0	457	57	57	0	0.00%	459	23	50%	60%	15%	20%	0	0%	0	0	0	0%

* - P - Priority Club. Cancellation Reasons: 1-Objectives/conduct, 2-Non-active club, 5-Non-existing club, 6-Disbanding, 7-Merger, 8-Financial Suspension, 9-District/Multiple District Dues.


** - Abbreviation: P-President, S-Secretary, T-Treasurer, M-Member Chairperson, VP-First Vice President, MC-Communications Chairperson, SC-Service Chairperson

*** - Abbreviation: N/R - Never reported using the Lions Clubs website, N/A - Not applicable, No password registered for the Lions Clubs website.

**** - Abbreviation: N - New, IP - Immediate Past, R - Repeat.



Club Health Assessment for District 7 N through March 2025

			Status	Membership							Reports					Finance		LCIF
Club Number	Club Name	Charter Date		Current Member Count	YTD Members Added	YTD Members Dropped	YTD Net Growth	YTD Net Growth%	Member Count 12 Months Ago	Avg. length of service for dropped members	Months Since Last MMR ***	Yrs. Since Last Officer Report	President Rotation	Vice President Reported ****	Months Since Last Activity Report ***	Account Balance	Donations for current Fiscal Year	
			Number of times on status quo within last two years	If below 15 members appears				If net loss is greater than 20% appears			If no report in 3 months appears in	When more than one year appears in	Number of repeat terms		Notes the officers that do not have an active	If no report at 12 months appears in red		
Clubs more than two years old																		
3749	BRINKLEY	06/14/1946	Active(1)	12	0	2	-2	-14.29%	14	5	3		None		P,M,VP,SC	24+		
3750	CABOT	06/30/1950	Active	50	1	1	0	0.00%	53	3	0			N	SC	24+		
3751	CARLISLE	09/14/1954	Active	24	0	7	-7	-22.58%	31	10	0				M,VP,SC	24+		\$2,000.00
3790	CROSSETT	02/17/1947	Cancelled(8*)	0	0	12	-12	-100.00%	12	6	3		None		P,S,T,M,VP SC	23	90+ Days	
Exc Award (06/30/2018, 06/30/2023)																		
3757	DES ARC	06/17/1953	Active	22	4	0	4	22.22%	18		1		17		M,VP,SC	N/R		
3792	DUMAS	03/14/1947	Active	10	0	0	0	0.00%	10		13		10		M,VP,SC	N/R		
3762	FORREST CITY	06/07/1946	Active	8	0	0	0	0.00%	8		7		3		P,M,VP,SC	24+	90+ Days	
3799	HAMPTON	05/09/1950	Active	13	0	0	0	0.00%	13		1		2		M,VP,SC	N/R		
3780	HELENA WEST HELENA	07/03/1946	Active	6	0	0	0	0.00%	6		48		12		M,VP,SC	N/R		
3802	LITTLE ROCK FOUNDERS	03/15/1916	Active	27	1	2	-1	-3.57%	28	21	2				VP,SC	7		\$1,200.00
104752	LITTLE ROCK SOUTH	02/13/2009	Active	23	1	1	0	0.00%	22	3	1				M,VP,SC	0		\$1,000.00
3771	LONOKE	02/21/1952	Active	22	4	4	0	0.00%	22	21	6			R	T,VP,SC	24+		
63980	MAUMELLE	02/12/2001	Active(1)	39	5	0	5	14.71%	34		0		2		M,VP	2		\$1,200.00
3807	MONTICELLO	02/18/1932	Active(1)	11	0	0	0	0.00%	11		58		10		P,M,VP,SC	N/R		
3809	NORTH LITTLE ROCK	11/13/1931	Active	33	1	1	0	0.00%	36	25	6		2	R	SC	0		\$1,500.00
Exc Award (06/30/2023)																		
3817	SHERIDAN	02/02/1953	Active	13	0	0	0	0.00%	13		19				M,VP,SC	N/R		
Exc Award (06/30/2017)																		
3778	STUTTGART	03/20/1928	Active(1)	21	0	0	0	0.00%	21		6		4		M,VP,SC	24+		\$100.00
3820	WARREN	02/07/1947	Active	10	0	1	-1	-9.09%	11	1	6		3	N	M,SC	14		
107404	WHITE HALL NOON	02/04/2010	Active	29	1	0	1	3.57%	28		1		3		M,VP,SC	24+		

Clubs Cancelled Previous Fiscal Year – Clubs Cancelled within last 12 months may be reinstated

Club Number	Club Name	Charter Date	Current Status*	Cancellation Date
-------------	-----------	--------------	-----------------	-------------------



Club Health Assessment for District 7 N through March 2025

Club NumberClub NameCharter Date			Status	Membership								Reports				Finance		LCIF		
				Current Member Count	YTD Members Added	YTD Members Dropped	YTD Net Growth	YTD Net Growth%	Member Count 12 Months Ago	Avg. length of service for members	Months Since Last MMR ***	Yrs. Since Last Officer Report	President Rotation	Vice President Reported ****	Months Since Last Activity Report ***	Account Balance	Donations for current Fiscal Year			
			Number of times on status quo within last two years	If below 15 members appears				If net loss is greater than 20% appears				If no report in 3 months appears in	When more than one year appears in	Number of repeat terms	Notes the officers that do not have an active	If no report at 12 months appears in red				
3759	DEWITT	12/08/1939	Cancelled(8*)	06/29/2024																
3801	JACKSONVILLE	07/25/1950	Cancelled(8*)	06/29/2024																
3812	PINE BLUFF DOWNTOWN	09/23/1935	Cancelled(6*)	04/29/2024																
Current Total Clubs Count	YTD New Clubs Count	YTD Cancelled Clubs Count	YTD Net Club Gain	Current Total Members Count	YTD Add	YTD Drop	YTD Net Growth	YTD Net Growth %	Member Count 12 Months Ago	Average Member Count Per Club	% of Clubs with less than 20 members	% No MMR in 3 Months	% No Officer Report in 12 Months	% of Clubs with balance 90+ days	Number of Clubs in Status Quo	% Status Quo Clubs in Financial Suspension	Number of Cancelled Clubs	Average Cancelled Club Age	Members Lost Due to Cancellation	% of Clubs Cancelled for Non-Financial Reasons
18	0	1	-1	373	18	31	-13	-3.37%	391	21	44%	56%	0%	6%	0	0%	1	325	12	-200%

* - P - Priority Club. Cancellation Reasons: 1-Objectives/conduct, 2-Non-active club, 5-Non-existing club, 6-Disbanding, 7-Merger, 8-Financial Suspension, 9-District/Multiple District Dues.

** - Abbreviation: P-President, S-Secretary, T-Treasurer, M-Member Chairperson, VP-First Vice President, MC-Communications Chairperson, SC-Service Chairperson

*** - Abbreviation: N/R - Never reported using the Lions Clubs website, N/A - Not applicable, No password registered for the Lions Clubs website.

**** - Abbreviation: N - New, IP - Immediate Past, R - Repeat.



Club Health Assessment for District 8 L through March 2025

			Status	Membership							Reports					Finance		LCIF
Club Number	Club Name	Charter Date		Current Member Count	YTD Members Added	YTD Members Dropped	YTD Net Growth	YTD Net Growth%	Member Count 12 Months Ago	Avg. length of service for dropped members	Months Since Last MMR ***	Yrs. Since Last Officer Report	President Rotation	Vice President Reported ****	Months Since Last Activity Report ***	Account Balance	Donations for current Fiscal Year	
			Number of times on status quo within last two years	If below 15 members appears				If net loss is greater than 20% appears			If no report in 3 months appears in	When more than one year appears in	Number of repeat terms	Notes the officers that do not have an active	If no report at 12 months appears in red			
Clubs less than two years old																		
171198	Greenwood	06/07/2024	Active(1)	11	0	14	-14	-56.00%	0	0	3			N	M,SC	N/R		
Clubs more than two years old																		
63015	ANACOCO	04/17/2000	Active	17	0	2	-2	-10.53%	19	25	0		2	N		8		
3824	ARCADIA	05/28/1968	Active	20	0	0	0	0.00%	21		8			N		18		
3826	BOSSIER CITY	09/02/1927	Active	71	4	6	-2	-2.74%	76	8	1			N	SC	0	\$50.00	
53142	BOSSIER CITY BOSSIER CENTRAL	05/22/1992	Active	11	0	1	-1	-8.33%	15	35	1		None	R	P,M,SC	1	\$100.00	
Exc Award (06/30/2019, 06/30/2022, 06/30/20)																		
3835	FLORIEN	06/28/1960	Active	15	1	0	1	7.14%	14		8			IP	S,M,VP,SC	24+		
3836	GIBSLAND	12/13/1928	Active	30	4	1	3	11.11%	27	46	2			N	SC	24+	\$100.00	
3837	HAYNESVILLE	03/12/1926	Active	14	1	6	-5	-26.32%	19	7	0		4	R	M	24+		
3839	HOMER	05/28/1926	Active	38	1	0	1	2.70%	40		3		7		M,VP,SC	19		
3841	LEESVILLE	06/17/1942	Active	80	4	1	3	3.90%	78	1	0			N	SC	4		
140517	Louisiana Animal Rescue Angels	01/07/2020	Active	8	4	7	-3	-27.27%	11	5	0			N	M,SC	21		
3843	MANSFIELD	04/19/1940	Active	25	1	1	0	0.00%	26	2	1				M,VP,SC	21		
3844	MANY	08/22/1927	Active	17	1	1	0	0.00%	17	18	4			R	M,SC	24		
3845	MINDEN	10/22/1925	Active	87	4	13	-9	-9.38%	98	13	0			N	M,SC	17		
Exc Award (06/30/2018, 06/30/2019)																		
3846	MINDEN EVENING	07/14/1959	Active	22	3	0	3	15.79%	20		2			N		9		
Exc Award (06/30/2020, 06/30/2021, 06/30/20)																		
3847	NATCHITOCHES	10/07/1943	Active	50	1	3	-2	-3.85%	53	22	3			N	SC	24+	\$100.00	
3853	NORTH SHREVEPORT	01/10/1952	Active	46	3	3	0	0.00%	46	7	0			R	M	3	\$1,786.91	
Exc Award (06/30/2018, 06/30/2019, 06/30/20)																		
3849	RUSTON	02/22/1946	Active(1)	18	0	1	-1	-5.26%	19	25	4		3	R	SC	24+	\$150.00	
3852	SHREVEPORT DOWNTOWN	10/19/1917	Active	14	2	1	1	7.69%	13	8	1		3	N	SC	24+		
117113	SHREVEPORT RED RIVER	06/13/2012	Active	10	0	1	-1	-9.09%	12	12	7		2	R	M,SC	8	\$184.00	



Club Health Assessment for District 8 L through March 2025

Club NumberClub NameCharter Date			Status		Membership								Reports						Finance		LCIF
					Current Member Count	YTD Members Added	YTD Members Dropped	YTD Net Growth	YTD Net Growth%	Member Count 12 Months Ago	Avg. length of service for dropped members	Months Since Last MMR ***	Yrs. Since Last Officer Report	President Rotation	Vice President Reported ****	Months Since Last Activity Report ***	Account Balance	Donations for current Fiscal Year			
			Number of times on status quo within last two years	If below 15 members appears				If net loss is greater than 20% appears			If no report in 3 months appears in	When more than one year appears in	Number of repeat terms	Notes the officers that do not have an active	If no report at 12 months appears in red						
Exc Award (06/30/2020, 06/30/2023) 3857 SIMSBORO12/08/1966			Active	27	1	0	1	3.85%	26		4		4	R M,SC	4						
Current Total Clubs Count	YTD New Clubs Count	YTD Cancelled Clubs Count	YTD Net Club Gain	Current Total Members Count	YTD Add	YTD Drop	YTD Net Growth	YTD Net Growth %	Member Count 12 Months Ago	Average Member Count Per Club	% of Clubs with less than 20 members	% No MMR in 3 Months	% No Officer Report in 12 Months	% of Clubs with balance 90+ days	Number of Clubs in Status Quo	% Status Quo Clubs in Financial Suspension	Number of Cancelled Clubs	Average Cancelled Club Age	Members Lost Due to Cancellation	% of Clubs Cancelled for Non-Financial Reasons	
21	0	0	0	631	35	62	-27	-4.10%	650	30	48%	43%	0%	0%	0	0%	0	0	0	0%	

* - P - Priority Club. Cancellation Reasons: 1-Objectives/conduct, 2-Non-active club, 5-Non-existing club, 6-Disbanding, 7-Merger, 8-Financial Suspension, 9-District/Multiple District Dues.

** - Abbreviation: P-President, S-Secretary, T-Treasurer, M-Member Chairperson, VP-First Vice President, MC-Communications Chairperson, SC-Service Chairperson

*** - Abbreviation: N/R - Never reported using the Lions Clubs website, N/A - Not applicable, No password registered for the Lions Clubs website.

**** - Abbreviation: N - New, IP - Immediate Past, R - Repeat.




Club Health Assessment for District 8 I through March 2025

			Status	Membership							Reports					Finance		LCIF
Club Number	Club Name	Charter Date		Current Member Count	YTD Members Added	YTD Members Dropped	YTD Net Growth	YTD Net Growth%	Member Count 12 Months Ago	Avg. length of service for dropped members	Months Since Last MMR ***	Yrs. Since Last Officer Report	President Rotation	Vice President Reported ****	Months Since Last Activity Report ***	Account Balance	Donations for current Fiscal Year	
			Number of times on status quo within last two years	If below 15 members appears				If net loss is greater than 20% appears			If no report in 3 months appears in	When more than one year appears in	Number of repeat terms		Notes the officers that do not have appears in an active	If no report at 12 months red		
Clubs more than two years old																		
3863	ALEXANDRIA	03/07/1929	Active	66	10	5	5	8.20%	66	2	0			IP	M	1		\$1,000.00
Exc Award (06/30/2019, 06/30/2023)																		
52813	ALEXANDRIA HEART CITY PACESETTERS	04/06/1992	Active	10	0	0	0	0.00%	11		8		9		M,VP,SC	24+	90+ Days	
47400	ALEXANDRIA RAPIDES METRO	06/09/1987	Active	10	0	0	0	0.00%	10		17	1	None		P,S,T,M,VP SC	9	90+ Days	
3866	BASTROP	06/13/1946	Active	22	2	2	0	0.00%	22	5	2		7	R	M,SC	N/R		
3869	BUNKIE	04/01/1940	Active	21	0	1	-1	-4.55%	22	7	0			N	M,SC	24+		
Exc Award (06/30/2018)																		
3870	COLFAX	11/03/1930	Active	14	1	3	-2	-12.50%	15	6	0		4	R	M,SC	24+		
Exc Award (06/30/2017)																		
3871	COLUMBIA	05/15/1951	Active	32	0	0	0	0.00%	32		13	1	None		P,S,T,M,VP SC	24+	90+ Days	
58070	COTTONPORT BAYOU ROUGE	04/02/1996	Active	17	0	0	0	0.00%	17		14	1	None		P,S,T,M,VP SC	N/R	90+ Days	
3874	FARMERVILLE	01/18/1929	Active	30	0	4	-4	-11.76%	34	2	1				M,VP,SC	24+		
3883	GREATER OUACHITA	03/29/1948	Active	11	1	0	1	10.00%	13		1		6		M,VP,SC	24		
62643	JENA	01/03/2000	Cancelled(8*)	0	0	15	-15	-100.00%	15	12	3		None		P,S,T,M,VP SC	N/R	90+ Days	
3875	JONESVILLE	01/29/1954	Active	15	0	0	0	0.00%	15		14	1	None		P,S,T,M,VP SC	N/R	90+ Days	
3879	MANSURA	01/19/1962	Active(1)	11	0	0	0	0.00%	11		14		None		P,T,M,VP,SC	N/R		
3880	MARKSVILLE	06/11/1938	Active	45	8	2	6	15.38%	40	29	1		4		M,VP,SC	N/R		
3881	MER ROUGE	11/26/1943	Active	37	0	0	0	0.00%	37		21	1	None		P,S,T,M,VP SC	N/R	90+ Days	
3882	MONROE DOWNTOWN	08/02/1921	Active(1)	11	0	0	0	0.00%	11		16	1	None		P,S,T,M,VP SC	24+	90+ Days	
3887	PINEVILLE	03/18/1947	Active(1)	8	0	11	-11	-57.89%	19	17	1		2	R	M,SC	24+	90+ Days	
3889	SWARTZ	01/26/1965	Active(1)	7	0	0	0	0.00%	7		13		None		P,S,T,M,VP SC	24+	90+ Days	
3891	VIDALIA	01/21/1954	Active	19	0	0	0	0.00%	19		15	1	None		P,S,T,M,VP SC	N/R	90+ Days	
3894	WINNFIELD	10/18/1943	Active	6	1	3	-2	-25.00%	8	13	1			IP	M,SC	24+		\$2,345.00
Exc Award (06/30/2018)																		



Club Health Assessment for District 8 I through March 2025

			Status							Membership					Reports				Finance		LCIF
Club Number	Club Name	Charter Date																			
3895	WINNSBORO	11/10/1926																			

* - P - Priority Club. Cancellation Reasons: 1-Objectives/conduct, 2-Non-active club, 5-Non-existing club, 6-Disbanding, 7-Merger, 8-Financial Suspension, 9-District/Multiple District Dues.

** - Abbreviation: P-President, S-Secretary, T-Treasurer, M-Member Chairperson, VP-First Vice President, MC-Communications Chairperson, SC-Service Chairperson

*** - Abbreviation: N/R - Never reported using the Lions Clubs website, N/A - Not applicable, No password registered for the Lions Clubs website.

**** - Abbreviation: N - New, IP - Immediate Past, R - Repeat.




Club Health Assessment for District 8 O through March 2025

			Status	Membership							Reports					Finance		LCIF
Club Number	Club Name	Charter Date		Current Member Count	YTD Members Added	YTD Members Dropped	YTD Net Growth	YTD Net Growth%	Member Count 12 Months Ago	Avg. length of service for dropped members	Months Since Last MMR ***	Yrs. Since Last Officer Report	President Rotation	Vice President Reported ****	Months Since Last Activity Report ***	Account Balance	Donations for current Fiscal Year	
			Number of times on status quo within last two years	If below 15 members appears					If net loss is greater than 20% appears			If no report in 3 months appears in	When more than one year appears in	Number of repeat terms	Notes the officers that do not have an active	If no report at 12 months appears in red		
Clubs less than two years old																		
157286	Bayou Teche	04/29/2024	Active	27	7	0	7	35.00%	0		2		2	R	S	2		
Clubs more than two years old																		
118567	BREAUX BRIDGE	01/07/2013	Active	27	4	4	0	0.00%	26	5	6		4	R	M,SC	7	90+ Days	\$50.00
3900	CAMERON	10/25/1944	Active	50	1	1	0	0.00%	51	8	7		10	R	SC	N/R		\$6,000.00
43857	CARENCRO	05/22/1984	Active	19	1	0	1	5.56%	18		4			N	SC	24+		\$4,558.05
3902	CROWLEY	06/23/1931	Active	25	1	0	1	4.17%	24		8		3	N	M,SC	9		
3905	DE RIDDER	05/27/1942	Active	40	2	2	0	0.00%	37	7	0			N	M,SC	1		
3906	DUSON	01/22/1953	Active	7	0	1	-1	-12.50%	8	33	4		4		M,VP,SC	N/R	90+ Days	
3907	EAST BEAUREGARD L C	12/09/1971	Active(1)	17	0	0	0	0.00%	17		8		20		P,T,M,VP,SC	N/R		
3913	IOTA EGAN L C	03/31/1966	Active	22	0	0	0	0.00%	22		9			N	VP,SC	10		
104217	IOWA	12/22/2008	Cancelled(6*)	0	0	8	-8	-100.00%	8	13	7		None		P,S,T,M,VP SC	24+	90+ Days	
3915	JENNINGS	03/03/1947	Active	32	4	11	-7	-17.95%	38	21	0		2		M,VP,SC	24+		
3916	KAPLAN	05/22/1936	Active	26	0	0	0	0.00%	25		3		2	R	SC	24+		\$742.00
3918	LAFAYETTE	12/11/1962	Active	24	3	0	3	14.29%	19		4			N	M	5		\$2,800.00
3884	OAKDALE	04/09/1940	Active	41	5	4	1	2.50%	40	7	0		6		T,M,VP,SC	8		
3929	OPELOUSAS	01/17/1947	Active	21	6	0	6	40.00%	17		3		8	R	SC	5		
46387	PORT BARRE	06/27/1986	Active	57	14	7	7	14.00%	58	8	4				M,VP,SC	23		
3930	RAYNE	11/02/1938	Active	41	7	0	7	20.59%	34		2		2	R		23		
3933	SCOTT	02/03/1953	Active	24	0	0	0	0.00%	24		0		9	R	M,SC	N/R		\$765.00
3926	SULPHUR	08/05/1944	Active(1)	18	5	1	4	28.57%	14	3	1			R	VP,SC	0		\$2,060.00
3937	VILLE PLATTE	09/06/1943	Active	21	2	0	2	10.53%	18		4		3	R	S,M,SC	N/R		
3940	YOUNGSVILLE	04/24/1950	Active	18	0	0	0	0.00%	18		9		3		P,M,VP,SC	24+		



Club Health Assessment for District 8 O through March 2025

			Status	Membership							Reports					Finance	LCIF
Club Number	Club Name	Charter Date		Current Member Count	YTD Members Added	YTD Members Dropped	YTD Net Growth	YTD Net Growth%	Member Count 12 Months Ago	Avg. length of service for dropped members	Months Since Last MMR ***	Yrs. Since Last Officer Report	President Rotation	Vice President Reported ****	Months Since Last Activity Report ***	Account Balance	Donations for current Fiscal Year
			Number of times on status quo within last two years	If below 15 members appears				If net loss is greater than 20% appears			If no report in 3 months appears in	When more than one year appears in	Number of repeat terms	Notes the officers that do not have an active	If no report at 12 months appears in red		

Clubs Cancelled Previous Fiscal Year – Clubs Cancelled within last 12 months may be reinstated

Club Number	Club Name	Charter Date	Current Status*	Cancellation Date
104218	LAKE CHARLES ELITE	12/23/2008	Cancelled(8*)	12/29/2023

Current Total Clubs Count	YTD New Clubs Count	YTD Cancelled Clubs Count	YTD Net Club Gain	Current Total Members Count	YTD Add	YTD Drop	YTD Net Growth	YTD Net Growth %	Member Count 12 Months Ago	Average Member Count Per Club	% of Clubs with less than 20 members	% No MMR in 3 Months	% No Officer Report in 12 Months	% of Clubs with balance 90+ days	Number of Clubs in Status Quo	% Status Quo Clubs in Financial Suspension	Number of Cancelled Clubs	Average Cancelled Club Age	Members Lost Due to Cancellation	% of Clubs Cancelled for Non-Financial Reasons
20	0	1	-1	557	62	39	23	4.31%	516	28	25%	65%	0%	10%	0	0%	1	31	8	0%

* - P - Priority Club. Cancellation Reasons: 1-Objectives/conduct, 2-Non-active club, 5-Non-existing club, 6-Disbanding, 7-Merger, 8-Financial Suspension, 9-District/Multiple District Dues.

** - Abbreviation: P-President, S-Secretary, T-Treasurer, M-Member Chairperson, VP-First Vice President, MC-Communications Chairperson, SC-Service Chairperson

*** - Abbreviation: N/R - Never reported using the Lions Clubs website, N/A - Not applicable, No password registered for the Lions Clubs website.

**** - Abbreviation: N - New, IP - Immediate Past, R - Repeat.



Club Health Assessment for District 8 N through March 2025

			Status	Membership							Reports					Finance		LCIF
Club Number	Club Name	Charter Date		Current Member Count	YTD Members Added	YTD Members Dropped	YTD Net Growth	YTD Net Growth%	Member Count 12 Months Ago	Avg. length of service for dropped members	Months Since Last MMR ***	Yrs. Since Last Officer Report	President Rotation	Vice President Reported ****	Months Since Last Activity Report ***	Account Balance	Donations for current Fiscal Year	
			Number of times on status quo within last two years	If below 15 members appears				If net loss is greater than 20% appears			If no report in 3 months appears in	When more than one year appears in	Number of repeat terms	Notes the officers that do not have appears in an active	If no report at 12 months red			
Clubs less than two years old																		
154638	Livingston Parish	06/08/2023	Active	32	6	0	6	23.08%	31		0			N	0		\$550.00	
Exc Award (06/30/2024)																		
Clubs more than two years old																		
124539	Baker	04/21/2015	Active	20	1	1	0	0.00%	19	6	4			R	SC	24+	\$25.00	
3949	BATON ROUGE BROWNFIELDS	02/25/1958	Active	9	0	0	0	0.00%	9		24		2	R	M,VP,SC	24+		
41149	BATON ROUGE CENTRAL	04/05/1982	Active	14	0	0	0	0.00%	14		5			N	M,SC	0		
3944	BATON ROUGE EAST BATON ROUGE	02/28/1946	Active	24	1	3	-2	-7.69%	25	14	1			N		0	\$100.00	
3946	BATON ROUGE LAKESHORE	11/10/1947	Active	23	0	3	-3	-11.54%	26	4	1		3	N		1	\$100.00	
43337	BATON ROUGE METROPOLITAN	01/16/1984	Active	17	10	0	10	142.86%	8		0		6		VP	0		
57814	BATON ROUGE SOUTHEAST	02/05/1996	Active	11	0	0	0	0.00%	11		9			R	M,VP,SC	5		
Exc Award (06/30/2017, 06/30/2018)																		
3948	BOGALUSA	06/22/1943	Active	21	2	6	-4	-16.00%	25	13	0			R	P,VP	24+		
3950	BRUSLY	04/08/1954	Active	46	10	0	10	27.78%	37		6		3	N	SC	5	\$270.00	
30463	CLINTON	03/31/1975	Active	18	0	1	-1	-5.26%	19	7	8		3	R	M,VP,SC	24+		
3951	COVINGTON	05/19/1943	Active	21	0	0	0	0.00%	21		12		4	R	T,M,VP,SC	24+		
3954	GONZALES	04/07/1943	Active	45	3	20	-17	-27.42%	57	5	0		2	R		0	\$2,400.00	
Exc Award (06/30/2020)																		
3955	GROSSE TETE ROSEDALE	03/12/1970	Active	32	0	3	-3	-8.57%	35	12	0				T,VP,SC	2		
3958	JACKSON	05/01/1951	Active	24	0	0	0	0.00%	19		3		3	R	M,SC	9		
3960	LAPLACE	05/02/1957	Active	38	4	2	2	5.56%	32	14	3		4	R		1	\$100.00	
3962	LUTCHER GRAMERCY	03/12/1940	Active	60	4	6	-2	-3.23%	61	13	1		2	R	P,M,SC	24+		
Exc Award (06/30/2016, 06/30/2018)																		
3963	MANDEVILLE	09/26/1946	Active	59	11	6	5	9.26%	54	8	0		2	N		21	\$2,100.00	
Exc Award (06/30/2018)																		
3965	MORGANZA	01/09/1963	Cancelled(6*)	0	0	8	-8	-100.00%	8	32	0	1	None		P,S,T,M,VP SC	N/R	90+ Days	



Club Health Assessment for District 8 N through March 2025

Club Number	Club Name	Charter Date	Status	Membership							Reports					Finance	LCIF
				Current Member Count	YTD Members Added	YTD Members Dropped	YTD Net Growth	YTD Net Growth%	Member Count 12 Months Ago	Avg. length of service for dropped members	Months Since Last MMR ***	Yrs. Since Last Officer Report	President Rotation	Vice President Reported ****	Months Since Last Activity Report ***	Account Balance	Donations for current Fiscal Year
			Number of times on status quo within last two years	If below 15 members appears				If net loss is greater than 20% appears			If no report in 3 months appears	When more than one year appears in	Number of repeat terms	Notes the officers that do not have an active	If no report at 12 months appears in red		
3966	NEW ROADS	04/23/1941	Active	67	2	7	-5	-6.94%	71	30	3			N	M,SC	24+	
3967	PEARL RIVER	04/01/1953	Active	28	9	3	6	27.27%	22	11	8				M,VP,SC	24+	\$18.00
	Exc Award (06/30/2018)																
55495	PEARL RIVER SIXTH WARD	04/08/1994	Cancelled(6*)	0	0	6	-6	-100.00%	6	23	7	1	None		P,S,T,M,VP SC	24+	
3968	PLAQUEMINE	02/25/1942	Active	24	2	0	2	9.09%	22		2		2	R	T,M,SC	24+	
40228	POINTE COUPEE FAL RIV	07/31/1981	Active	7	0	0	0	0.00%	7		34		5	R	P,M,VP,SC	24+	
44285	PONCHATOU LA	10/30/1984	Active	26	0	2	-2	-7.14%	31	15	0			N	VP,SC	24+	\$1,000.00
3970	PORT ALLEN	01/05/1940	Active	5	0	0	0	0.00%	5		12		6	N	T,VP,SC	0	\$50.00
3972	SLIDELL	10/23/1928	Active	53	5	5	0	0.00%	54	6	0			N		0	\$2,150.00
45657	SLIDELL EVENING	01/21/1986	Active	21	0	1	-1	-4.55%	19	2	2		18	R	M,SC	N/R	
3974	SORRENTO	06/16/1953	Active	20	8	0	8	66.67%	12		0		10	R	M,SC	24+	
3975	WHITE CASTLE	04/15/1943	Active	14	0	1	-1	-6.67%	15	49	0		10	R	S,T,M,VP	24+	
3976	ZACHARY	02/17/1955	Active	7	0	0	0	0.00%	7		11		15	R	M	1	\$14,000.00
	Exc Award (06/30/2018)																

Clubs Cancelled Previous Fiscal Year – Clubs Cancelled within last 12 months may be reinstated

Club Number	Club Name	Charter Date	Current Status*	Cancellation Date
3943	BATON ROUGE	09/23/1927	Cancelled(6*)	07/29/2023
54442	BATON ROUGE MAGNOLIA	05/10/1993	Cancelled(8*)	06/29/2024
3971	RESERVE	05/15/1946	Cancelled(6*)	11/29/2023

Current Total Clubs Count	YTD New Clubs Count	YTD Cancelled Clubs Count	YTD Net Club Gain	Current Total Members Count	YTD Add	YTD Drop	YTD Net Growth	YTD Net Growth %	Member Count 12 Months Ago	Average Member Count Per Club	% of Clubs with less than 20 members	% No MMR in 3 Months	% No Officer Report in 12 Months	% of Clubs with balance 90+ days	Number of Clubs in Status Quo	% Status Quo Clubs in Financial Suspension	Number of Cancelled Clubs	Average Cancelled Club Age	Members Lost Due to Cancellation	% of Clubs Cancelled for Non-Financial Reasons
29	0	2	-2	786	78	84	-6	-0.76%	782	27	31%	48%	0%	0%	0	0%	2	148	14	50%



Club Health Assessment for District 8 N through March 2025

			Status	Membership							Reports					Finance	LCIF
Club Number	Club Name	Charter Date		Current Member Count	YTD Members Added	YTD Members Dropped	YTD Net Growth	YTD Net Growth%	Member Count 12 Months Ago	Avg. length of service for dropped members	Months Since Last MMR ***	Yrs. Since Last Officer Report	President Rotation	Vice President Reported ****	Months Since Last Activity Report ***	Account Balance	Donations for current Fiscal Year
			Number of times on status quo within last two years	If below 15 members appears				If net loss is greater than 20% appears			If no report in 3 months appears in	When more than one year appears in	Number of repeat terms	Notes the officers that do not have an active	If no report at 12 months appears in red		

* - P - Priority Club. Cancellation Reasons: 1-Objectives/conduct, 2-Non-active club, 5-Non-existing club, 6-Disbanding, 7-Merger, 8-Financial Suspension, 9-District/Multiple District Dues.
** - Abbreviation: P-President, S-Secretary, T-Treasurer, M-Member Chairperson, VP-First Vice President, MC-Communications Chairperson, SC-Service Chairperson
*** - Abbreviation: N/R - Never reported using the Lions Clubs website, N/A - Not applicable, No password registered for the Lions Clubs website.
**** - Abbreviation: N - New, IP - Immediate Past, R - Repeat.




Club Health Assessment for District 8 S through March 2025

			Status	Membership							Reports					Finance		LCIF
Club Number	Club Name	Charter Date		Current Member Count	YTD Members Added	YTD Members Dropped	YTD Net Growth	YTD Net Growth%	Member Count 12 Months Ago	Avg. length of service for dropped members	Months Since Last MMR ***	Yrs. Since Last Officer Report	President Rotation	Vice President Reported ****	Months Since Last Activity Report ***	Account Balance	Donations for current Fiscal Year	
			Number of times on status quo within last two years	If below 15 members appears					If net loss is greater than 20% appears			If no report in 3 months appears in	When more than one year appears in	Number of repeat terms	Notes the officers that do not have appears in an active	If no report at 12 months red		
Clubs less than two years old																		
157711	Thibodaux Bridge Community	05/03/2024	Active	25	0	0	0	0.00%	0		7		2	M,VP,SC	N/R			
Clubs more than two years old																		
3981	BELLE CHASSE	11/22/1957	Active	10	3	4	-1	-9.09%	11	10	6		4	M,VP,SC	24+			
3982	BOURG	02/01/1960	Active	19	0	1	-1	-5.00%	20	2	2			P,T,M,VP,SC	24+			
143381	Bourg Lioness	11/12/2020	Active	13	1	1	0	0.00%	13	4	2		5	P,T,M,VP,SC	3	90+ Days		
45352	CHAUVIN	09/09/1985	Active	8	0	0	0	0.00%	8		2		6	P,S,T,M,VP SC	24+			
50338	CHAUVIN T-CAILLOU	03/19/1990	Active	22	0	0	0	0.00%	22		7		10	P,M,VP,SC	18		\$180.00	
3985	EVERGREEN L C	03/20/1968	Active	19	1	0	1	5.56%	18		0		5	N M,SC	1		\$1,000.00	
3987	GOLDEN MEADOW	04/02/1959	Active	14	0	0	0	0.00%	14		18		7	P,M,VP,SC	24+			
3988	HAHNVILLE	04/25/1957	Active(1)	13	14	13	1	8.33%	12	35	2		3	M,VP,SC	17			
3989	HARAHAN	03/23/1953	Active	31	2	1	1	3.33%	19	72	4		7	N M,VP,SC	5			
3990	HOUMA	01/31/1940	Active	38	5	19	-14	-26.92%	49	8	0			N SC	0		\$1,000.00	
3992	KENNER	01/18/1950	Active	26	0	0	0	0.00%	25		7		14	N M,VP,SC	24+			
36042	KENNER CENTRAL	09/13/1978	Active	22	2	1	1	4.76%	21	3	3			N SC	0		\$1,250.00	
3993	KENNER UNIVERSITY PARK, INC.	06/21/1966	Active	21	0	2	-2	-8.70%	23	2	1		2	R VP	4			
Exc Award (06/30/2018, 06/30/2023)																		
3994	LABADIEVILLE	02/12/1959	Active	24	0	3	-3	-11.11%	27	7	5		7	N P,T,M,VP,SC	24+		\$50.00	
3995	LOCKPORT	10/28/1947	Active	11	0	0	0	0.00%	11		7		7	P,T,M,VP,SC	24+	90+ Days		
61668	LULING BOUTTE	03/22/1999	Active(1)	16	19	16	3	23.08%	13	7	0		6	R M,SC	13			
Exc Award (06/30/2023)																		
3997	MARRERO	12/26/1955	Active	80	8	7	1	1.27%	82	5	0		2	R SC	9			
Exc Award (06/30/2022)																		
3998	METAIRIE	11/18/1940	Active(1)	31	0	0	0	0.00%	31		16		13	R P,S,M,SC	24+	90+ Days		
3999	METAIRIE AIRLINE	11/09/1948	Active	37	4	1	3	8.82%	34	11	0			VP,SC	0		\$5,300.00	
Exc Award (06/30/2023, 06/30/2024)																		



Club Health Assessment for District 8 S through March 2025

			Status		Membership						Reports					Finance		LCIF		
Club Number	Club Name	Charter Date			Current Member Count	YTD Members Added	YTD Members Dropped	YTD Net Growth	YTD Net Growth%	Member Count 12 Months Ago	Avg. length of service for dropped members	Months Since Last MMR ***	Yrs. Since Last Officer Report	President Rotation	Vice President Reported ****	Months Since Last Activity Report ***	Account Balance	Donations for current Fiscal Year		
			Number of times on status quo within last two years		If below 15 members appears				If net loss is greater than 20% appears			If no report in 3 months appears in	When more than one year appears in	Number of repeat terms		Notes the officers that do not have an active	If no report at 12 months appears in red			
4000	METAIRIE DELTA	05/13/1958	Active		29	0	1	-1	-3.33%	31	7	1			N	SC	0		\$1,000.00	
Exc Award (06/30/2023, 06/30/2024)																				
4002	METAIRIE LAKESIDE	08/24/1967	Active		18	0	0	0	0.00%	18		18				M,VP,SC	24+			
37416	METAIRIE PONTCHARTRAIN	07/24/1979	Active		30	4	0	4	15.38%	28		0		3	R	M	0			
Exc Award (06/30/2023)																				
4003	MONTEGUT	01/04/1956	Active(1)		51	0	0	0	0.00%	53		1		4	N	M,SC	12		\$600.00	
4004	MORGAN CITY	09/28/1967	Active		8	0	0	0	0.00%	8		12		5		M,VP,SC	24+			
4005	NEW ORLEANS ALGIERS	05/09/1957	Active		25	3	1	2	8.70%	21	4	1		2	R		0			
Exc Award (06/30/2022, 06/30/2023, 06/30/2024)																				
122807	New Orleans Asian American	07/25/2014	Active		67	1	3	-2	-2.90%	73	2	1			N		3			
4006	NEW ORLEANS CENTRAL CITY	02/15/1972	Active		30	2	1	1	3.45%	28	2	4			R	M,SC	0			
Exc Award (06/30/2021, 06/30/2024)																				
47114	NEW ORLEANS FILIPINO AMERICAN	03/31/1987	Active		119	6	11	-5	-4.03%	121	2	2			N		1			
Exc Award (06/30/2023, 06/30/2024)																				
4012	RACELAND	04/22/1941	Active		55	5	3	2	3.77%	53	15	4		17	N	M,SC	24+			
66786	SCHRIEVER	11/13/2002	Active		18	3	5	-2	-10.00%	21	7	2		10	R	S,M,SC	24+			
101914	ST. BERNARD PARISH SCHOOL EMPLOYEES	06/17/2008	Active		27	0	0	0	0.00%	27		18		3		M,VP,SC	24+			
4015	TERRYTOWN	03/27/1962	Active		24	0	0	0	0.00%	24		14		7		M,VP,SC	24+			
4016	THIBODAUX	02/12/1940	Active		54	3	3	0	0.00%	58	24	6			N	S,T,SC	7			
150152	Westwego	03/11/2022	Active		30	5	0	5	20.00%	25		2			N	SC	0		\$1,025.00	
Current Total Clubs Count	YTD New Clubs Count	YTD Cancelled Clubs Count	YTD Net Club Gain	Current Total Members Count	YTD Add	YTD Drop	YTD Net Growth	YTD Net Growth %	Member Count 12 Months Ago	Average Member Count Per Club	% of Clubs with less than 20 members	% No MMR in 3 Months	% No Officer Report in 12 Months	% of Clubs with balance 90+ days	Number of Clubs in Status Quo	% Status Quo Clubs in Financial Suspension	Number of Cancelled Clubs	Average Cancelled Club Age	Members Lost Due to Cancellation	% of Clubs Cancelled for Non-Financial Reasons
35	0	0	0	1,065	91	97	-6	-0.56%	1,042	30	34%	49%	0%	9%	0	0%	0	0	0	0%




Club Health Assessment for District 8 S through March 2025

			Status	Membership							Reports					Finance	LCIF
Club Number	Club Name	Charter Date		Current Member Count	YTD Members Added	YTD Members Dropped	YTD Net Growth	YTD Net Growth%	Member Count 12 Months Ago	Avg. length of service for dropped members	Months Since Last MMR ***	Yrs. Since Last Officer Report	President Rotation	Vice President Reported ****	Months Since Last Activity Report ***	Account Balance	Donations for current Fiscal Year
			Number of times on status quo within last two years	If below 15 members appears				If net loss is greater than 20% appears			If no report in 3 months appears in	When more than one year appears in	Number of repeat terms	Notes the officers that do not have an active	If no report at 12 months appears in red		

* - P - Priority Club. Cancellation Reasons: 1-Objectives/conduct, 2-Non-active club, 5-Non-existing club, 6-Disbanding, 7-Merger, 8-Financial Suspension, 9-District/Multiple District Dues.
** - Abbreviation: P-President, S-Secretary, T-Treasurer, M-Member Chairperson, VP-First Vice President, MC-Communications Chairperson, SC-Service Chairperson
*** - Abbreviation: N/R - Never reported using the Lions Clubs website, N/A - Not applicable, No password registered for the Lions Clubs website.
**** - Abbreviation: N - New, IP - Immediate Past, R - Repeat.




Club Health Assessment for District 26 M1 through March 2025

			Status	Membership							Reports					Finance	LCIF	
Club Number	Club Name	Charter Date		Current Member Count	YTD Members Added	YTD Members Dropped	YTD Net Growth	YTD Net Growth%	Member Count 12 Months Ago	Avg. length of service for dropped members	Months Since Last MMR ***	Yrs. Since Last Officer Report	President Rotation	Vice President Reported ****	Months Since Last Activity Report ***	Account Balance	Donations for current Fiscal Year	
			Number of times on status quo within last two years	If below 15 members appears					If net loss is greater than 20% appears			If no report in 3 months appears in	When more than one year appears in	Number of repeat terms	Notes the officers that do not have an active	If no report at 12 months red		
Clubs less than two years old																		
154218	East Prairie	04/27/2023	Active	21	0	10	-10	-32.26%	31	2	0		3	R	21	90+ Days		
Clubs more than two years old																		
10036	ARCADIA VALLEY	10/17/1952	Active(1)	14	0	1	-1	-6.67%	15	57	5		None	N	P,M,VP,SC	24+		
10037	BERNIE	05/29/1956	Active(1)	6	6	6	0	0.00%	6	31	0		2		M,VP,SC	24+		
43473	BUCKHORN-LAQUEY	02/13/1984	Cancelled(6*)	0	0	0	0	0.00%	12		9	1	None		P,S,T,M,VP SC	24+		
10043	BUNKER	12/07/1966	Active	11	0	0	0	0.00%	11		8				P,M,VP,SC	N/R	90+ Days	
10044	CAPE GIRARDEAU	03/16/1922	Active	141	7	0	7	5.22%	135		1			N	M,SC	24+	\$1,975.00	
52918	CAPE GIRARDEAU EVENING	04/13/1992	Active	17	2	2	0	0.00%	17	18	4		2	R	SC	11	\$240.00	
10045	CARUTHERSVILLE	01/19/1955	Active	18	0	0	0	0.00%	18		8			R	P,S,T,M,SC	24+		
10046	CHARLESTON	03/05/1942	Active	16	0	0	0	0.00%	16		8		2	N	T,M,VP,SC	24+		
10049	DEXTER	05/10/1961	Active(3)	19	0	0	0	0.00%	19		3				M,VP,SC	18		
Exc Award (06/30/2021)																		
10275	DIXON	11/09/1944	Active	11	1	0	1	10.00%	10		4		2		P,M,VP,SC	24+		
10035	EAST PERRY COUNTY	03/11/1958	Active	32	0	6	-6	-15.79%	39	13	1				S,T,M,VP,SC	13		
10055	ESSEX GRAY RIDGE L C	11/26/1965	Active	16	1	0	1	6.67%	15		8		13		P,T,M,VP,SC	N/R		
10056	FARMINGTON	03/20/1962	Active	29	2	1	1	3.57%	28	2	4			N	SC	7		
10281	FORT LEONARD WOOD	01/20/1966	Active	29	1	0	1	3.57%	28		7		5	R	T	11	\$1,000.00	
Exc Award (06/30/2024)																		
10058	FREDERICKTOWN	08/25/1941	Active	12	0	0	0	0.00%	12		21		10		M,VP,SC	24+		
10287	HOUSTON	05/28/1940	Active	17	0	1	-1	-5.56%	18	35	8		3		M,VP,SC	24+		
10064	KENNETT	08/01/1922	Active	22	1	3	-2	-8.33%	26	26	0			R	M,VP,SC	N/R		
10067	MALDEN	04/21/1925	Active	26	3	5	-2	-7.14%	30	12	2				M,VP,SC	24+	\$2,700.00	
10057	PARK HILLS	03/22/1928	Active	28	0	6	-6	-17.65%	33	5	0		19	R	M,VP	0	\$500.00	
Exc Award (06/30/2018, 06/30/2020)																		
10076	PATTON	10/26/1971	Active	23	0	2	-2	-8.00%	29	24	3			N	P,VP	24+	\$4,277.28	



Club Health Assessment for District 26 M1 through March 2025

			Status								Membership								Reports						Finance		LCIF	
Club Number	Club Name	Charter Date		Current Member Count	YTD Members Added	YTD Members Dropped	YTD Net Growth	YTD Net Growth%	Member Count 12 Months Ago	Avg. length of service for dropped members	Months Since Last MMR ***	Yrs. Since Last Officer Report	President Rotation	Vice President Reported ****	Months Since Last Activity Report ***	Account Balance	Donations for current Fiscal Year											
			Number of times on status quo within last two years	If below 15 members appears			If net loss is greater than 20% appears			If no report in 3 months appears in		When more than one year appears in	Number of repeat terms	Notes the officers that do not have an active red		If no report in 12 months appears in												
Exc Award (06/30/2016, 06/30/2018)																												
10077	PERRYVILLE	03/21/1930	Active	17	0	0	0	0.00%	16		9		5	R	VP,SC	24+	90+ Days	\$500.00										
54295	PLATO ROBY E SHA SUC NW T C LC	03/31/1993	Active	29	0	0	0	0.00%	30		9			N	M,SC	24+												
10079	POPLAR BLUFF	03/16/1936	Active	49	10	1	9	22.50%	40	1	2				M,VP,SC	16		\$1,000.00										
10082	QULIN	04/30/1968	Active	14	0	0	0	0.00%	14		8		17		M,VP,SC	24+												
10083	ROLLA	04/05/1935	Active	125	6	8	-2	-1.57%	128	10	0			N	SC	7												
10084	SAINTE GENEVIEVE	05/21/1931	Active	26	1	7	-6	-18.75%	33	12	3		2	R	T,M,SC	24+												
10086	SENATH	01/19/1940	Active(1)	11	1	3	-2	-15.38%	13	36	1		2		P,T,M,VP,SC	N/R												
10087	SIKESTON	06/26/1922	Active	48	0	0	0	0.00%	48		8				M,VP,SC	24+		\$1,534.00										
10091	VIBURNUM	01/26/1970	Active	5	0	0	0	0.00%	5		5		16		M,VP,SC	24+												
10092	WARDELL	03/22/1971	Active	21	0	2	-2	-8.70%	23	17	0			R	P,M,VP,SC	24+	90+ Days											
10316	WEST PLAINS	08/08/1946	Active	15	0	4	-4	-21.05%	19	3	1		2	R	M,SC	24+												
10093	WILLIAMSVILLE	11/22/1949	Active	20	0	0	0	0.00%	20		5		3		P,M,VP,SC	24+												
10318	WILLOW SPRINGS	03/08/1966	Active	13	0	4	-4	-23.53%	20	2	4		None		P,VP,SC	15												
10319	WINONA	03/09/1959	Cancelled(8*)	0	1	21	-20	-100.00%	20	20	3		None		P,S,T,M,VP SC	24+	90+ Days											
Current Total Clubs Count	YTD New Clubs Count	YTD Cancelled Clubs Count	YTD Net Club Gain	Current Total Members Count	YTD Add	YTD Drop	YTD Net Growth	YTD Net Growth %	Member Count 12 Months Ago	Average Member Count Per Club	% of Clubs with less than 20 members	% No MMR in 3 Months	% No Officer Report in 12 Months	% of Clubs with balance 90+ days	Number of Clubs in Status Quo	% Status Quo Clubs in Financial Suspension	Number of Cancelled Clubs	Average Cancelled Club Age	Members Lost Due to Cancellation	% of Clubs Cancelled for Non-Financial Reasons								
33	0	2	-2	901	43	93	-50	-5.26%	977	27	52%	64%	0%	12%	0	0%	2	53	21	50%								

* - P - Priority Club. Cancellation Reasons: 1-Objectives/conduct, 2-Non-active club, 5-Non-existing club, 6-Disbanding, 7-Merger, 8-Financial Suspension, 9-District/Multiple District Dues.

** - Abbreviation: P-President, S-Secretary, T-Treasurer, M-Member Chairperson, VP-First Vice President, MC-Communications Chairperson, SC-Service Chairperson

*** - Abbreviation: N/R - Never reported using the Lions Clubs website, N/A - Not applicable, No password registered for the Lions Clubs website.

**** - Abbreviation: N - New, IP - Immediate Past, R - Repeat.



Club Health Assessment for District 26 M2 through March 2025

Club Number	Club Name	Charter Date	Status	Membership							Reports					Finance	LCIF
				Current Member Count	YTD Members Added	YTD Members Dropped	YTD Net Growth	YTD Net Growth%	Member Count 12 Months Ago	Avg. length of service for dropped members	Months Since Last MMR ***	Yrs. Since Last Officer Report	President Rotation	Vice President Reported ****	Months Since Last Activity Report ***	Account Balance	Donations for current Fiscal Year
			Number of times on status quo within last two years	If below 15 members appears				If net loss is greater than 20% appears			If no report in 3 months appears in	When more than one year appears in	Number of repeat terms	Notes the officers that do not have an active	If no report at 12 months red		
Clubs more than two years old																	
9918	BEAUFORT	10/16/1970	Active	36	3	5	-2	-5.26%	37	1	0			N	VP,SC	10	\$985.00
	Exc Award (06/30/2022)																
9853	BONHOMME	06/03/1953	Active	17	0	0	0	0.00%	17		12		6	R	M,SC	6	\$700.00
	Exc Award (06/30/2023)																
9854	BRENTWOOD	04/14/1954	Active	8	5	6	-1	-11.11%	9	0	6		8	R		0	\$950.00
9857	CHESTERFIELD	12/11/1953	Active	23	2	0	2	9.52%	20		5			N	SC	3	\$1,100.00
	Exc Award (06/30/2023)																
9859	CONCORD VILLAGE	04/28/1950	Active	72	1	5	-4	-5.26%	75	22	2				M,VP,SC	24+	\$1,000.00
	Exc Award (06/30/2016, 06/30/2023)																
9861	CREVE COEUR	11/10/1949	Active	13	0	2	-2	-13.33%	15	48	0		7		VP,SC	24+	\$500.00
10048	CUBA	04/27/1953	Active	21	0	0	0	0.00%	21		11			IP	SC	24+	\$100.00
	Exc Award (06/30/2017, 06/30/2018)																
9864	DE SOTO	04/14/1959	Active	18	1	1	0	0.00%	19	13	1		2		T,M,VP,SC	12	
	Exc Award (06/30/2016, 06/30/2017, 06/30/20)																
9913	EUREKA	11/03/1950	Active	60	3	3	0	0.00%	60	24	0			N	P,M,VP,SC	13	
	Exc Award (06/30/2017)																
9866	FENTON	05/08/1950	Active	12	0	0	0	0.00%	12		9			N	SC	5	\$1,000.00
9867	FERGUSON	10/22/1930	Active	16	0	1	-1	-5.88%	19	1	1			N	M,SC	4	
	Exc Award (06/30/2023, 06/30/2024)																
9932	GERALD	09/29/1953	Active	28	3	5	-2	-6.67%	30	16	1			N		24+	
9934	GRAY SUMMIT	08/19/1970	Active	20	0	1	-1	-4.76%	21	7	6		7	R	SC	24+	
	Exc Award (06/30/2017)																
54238	HILLSBORO	03/17/1993	Active	40	1	0	1	2.56%	37		8		2		VP	3	\$1,000.00
	Exc Award (06/30/2017, 06/30/2021, 06/30/20)																
9873	HOUSE SPRINGS	02/15/1951	Active	37	11	5	6	19.35%	31	11	0			N	M,SC	0	\$2,400.00
	Exc Award (06/30/2023)																
9876	KIRKWOOD	06/02/1926	Active	25	2	3	-1	-3.85%	27	4	1			R	M,SC	0	



Club Health Assessment for District 26 M2 through March 2025

			Status	Membership							Reports					Finance	LCIF	
Club Number	Club Name	Charter Date		Current Member Count	YTD Members Added	YTD Members Dropped	YTD Net Growth	YTD Net Growth%	Member Count 12 Months Ago	Avg. length of service for dropped members	Months Since Last MMR ***	Yrs. Since Last Officer Report	President Rotation	Vice President Reported ****	Months Since Last Activity Report ***	Account Balance	Donations for current Fiscal Year	
			Number of times on status quo within last two years	If below 15 members appears			If net loss is greater than 20% appears			If no report in 3 months appears in			When more than one year appears in	Number of repeat terms	Notes the officers that do not have an active	If no report at 12 months appears in red		
Exc Award (06/30/2017)			Active	17	1	1	0	0.00%	18	9	4			R	VP,SC	17		\$200.00
9874	LEMAY JEFFERSON BARRACKS	10/15/1931																
Exc Award (06/30/2016)			Active	30	0	3	-3	-9.09%	34	20	0			R	T,M	0		\$50.00
9878	MAPLEWOOD	12/19/1940																
Exc Award (06/30/2022)			Active	21	0	0	0	0.00%	21		0		8		VP,SC	24+		
9880	MEHLVILLE	05/20/1969																
Exc Award (06/30/2016, 06/30/2017, 06/30/20)			Active	8	0	0	0	0.00%	8		0		3	R	SC	0		
43726	MERAMEC HEIGHTS	04/19/1984																
Exc Award (06/30/2017)			Active	43	6	3	3	7.50%	32	29	2		6	R	SC	14		\$300.00
9955	NEW HAVEN	04/12/1954																
Exc Award (06/30/2016, 06/30/2022, 06/30/20)			Active	23	0	10	-10	-30.30%	33	11	3		None		P,S,M,VP,SC	24+		
9883	OVERLAND	03/27/1925																
9885	PACIFIC	04/28/1931	Active	18	0	0	0	0.00%	18		0		2		T,M,VP,SC	7		\$50.00
Exc Award (06/30/2017, 06/30/2021)			Active	10	0	0	0	0.00%	10		44		None		P,S,M,VP,SC	24+		
37511	PEVELY	09/13/1979																
Exc Award (06/30/2020)			Active	21	3	2	1	5.00%	22	16	3		2		T,VP	5		
10081	POTOSI	06/11/1930																
30260	RICHWOODS	02/21/1975	Active	23	0	0	0	0.00%	23		6			N	T,M,VP,SC	17		
Exc Award (06/30/2016)			Active	16	1	0	1	6.67%	19		4			IP	M,SC	24+		
34172	ROCK COMMUNITY	06/30/1977																
Exc Award (06/30/2018, 06/30/2019, 06/30/20)			Active	40	9	3	6	17.65%	36	36	1			N	S,M,VP,SC	24+		
9959	ST CLAIR	09/13/1949																
9894	ST LOUIS DOWNTOWN	06/28/1921	Active	7	0	0	0	0.00%	7		3		14		S,T,M,VP,SC	24+		\$100.00
Exc Award (06/30/2021)			Active	20	0	0	0	0.00%	20		11		5	R	P,S,M,SC	24+		
9897	ST LOUIS MID TOWN	08/14/1941																
9903	ST LOUIS S SIDE	07/10/1924	Active	56	2	1	1	1.82%	51	69	1			N	M,SC	0		\$2,050.00
Exc Award (06/30/2016, 06/30/2017, 06/30/20)			Active	30	1	0	1	3.45%	38		0			N	SC	5		\$1,125.00
9965	UNION	07/19/1941																



Club Health Assessment for District 26 M2 through March 2025

			Status							Membership							Reports				Finance		LCIF
Club Number	Club Name	Charter Date								Current Member Count	YTD Members Added	YTD Members Dropped	YTD Net Growth	YTD Net Growth%	Member Count 12 Months Ago	Avg. length of service for dropped members	Months Since Last MMR ***	Yrs. Since Last Officer Report	President Rotation	Vice President Reported ****	Months Since Last Activity Report ***	Account Balance	Donations for current Fiscal Year
			Number of times on status quo within last two years							If below 15 members appears				If net loss is greater than 20% appears			If no report in 3 months appears in	When more than one year appears in	Number of repeat terms	Notes the officers that do not have an active	If no report at 12 months appears in red		
Exc Award (06/30/2016, 06/30/2017, 06/30/2020)																							
10089	VALLEY	03/01/1960	Active							20	0	0	0	0.00%	19		2		5	P,T,M,VP,SC	17		
Exc Award (06/30/2017, 06/30/2024)																							
9909	VALLEY PARK	10/24/1927	Active							34	21	4	17	100.00%	17	11	0		None	P,T,M,VP,SC	24+	90+ Days	
Exc Award (06/30/2017)																							
9970	WASHINGTON	08/28/1939	Active							160	6	14	-8	-4.76%	172	14	0			N	0		\$3,524.70
Exc Award (06/30/2017, 06/30/2019, 06/30/2020)																							
9910	WEBSTER GROVES	02/12/1925	Active							47	2	5	-3	-6.00%	49	40	0			N	0		\$100.00
Exc Award (06/30/2017, 06/30/2023)																							
105946	WILDWOOD AREA	06/23/2009	Active							22	0	1	-1	-4.35%	22	8	6			R	5		\$100.00
Exc Award (06/30/2017, 06/30/2022, 06/30/2020)																							
Current Total Clubs Count	YTD New Clubs Count	YTD Cancelled Clubs Count	YTD Net Club Gain	Current Total Members Count	YTD Add	YTD Drop	YTD Net Growth	YTD Net Growth %	Member Count 12 Months Ago	Average Member Count Per Club	% of Clubs with less than 20 members	% No MMR in 3 Months	% No Officer Report in 12 Months	% of Clubs with balance 90+ days	Number of Clubs in Status Quo	% Status Quo Clubs in Financial Suspension	Number of Cancelled Clubs	Average Cancelled Club Age	Members Lost Due to Cancellation	% of Clubs Cancelled for Non-Financial Reasons			
37	0	0	0	1,112	84	84	0	0.00%	1,119	30	32%	43%	0%	3%	0	0%	0	0	0	0	0	0%	

* - P - Priority Club. Cancellation Reasons: 1-Objectives/conduct, 2-Non-active club, 5-Non-existing club, 6-Disbanding, 7-Merger, 8-Financial Suspension, 9-District/Multiple District Dues.

** - Abbreviation: P-President, S-Secretary, T-Treasurer, M-Member Chairperson, VP-First Vice President, MC-Communications Chairperson, SC-Service Chairperson

*** - Abbreviation: N/R - Never reported using the Lions Clubs website, N/A - Not applicable, No password registered for the Lions Clubs website.

**** - Abbreviation: N - New, IP - Immediate Past, R - Repeat.



Club Health Assessment for District 26 M3 through March 2025

			Status	Membership							Reports					Finance		LCIF
Club Number	Club Name	Charter Date		Current Member Count	YTD Members Added	YTD Members Dropped	YTD Net Growth	YTD Net Growth%	Member Count 12 Months Ago	Avg. length of service for dropped members	Months Since Last MMR ***	Yrs. Since Last Officer Report	President Rotation	Vice President Reported ****	Months Since Last Activity Report ***	Account Balance	Donations for current Fiscal Year	
			Number of times on status quo within last two years	If below 15 members appears				If net loss is greater than 20% appears			If no report in 3 months appears in	When more than one year appears in	Number of repeat terms	Notes the officers that do not have an active	If no report at 12 months appears in red			
Clubs more than two years old																		
132550	Ashland Centennial	09/06/2017	Cancelled(6*)	0	0	6	-6	-100.00%	6	7	0	1	None	P,S,T,M,VP SC	N/R	90+ Days		
9975	BLACKWATER	10/14/1968	Active(1)	8	0	1	-1	-11.11%	10	30	6		24	R	S,M,VP,SC	24		
9976	BOONVILLE	01/20/1939	Active	21	0	0	0	0.00%	21		9		2	R	M,SC	3	\$395.00	
	Exc Award (06/30/2022)																	
9977	BOWLING GREEN	10/11/1951	Active	29	2	1	1	3.57%	28	60	0			N	M,SC	1	\$1,370.00	
	Exc Award (06/30/2024)																	
9983	BUNCETON	03/27/1967	Active	12	0	0	0	0.00%	12		10		21	R	P,VP,SC	24+		
9984	CAIRO JACKSONVILLE	10/26/1970	Active(1)	8	0	0	0	0.00%	8		4				P,S,M,VP,SC	24+		
51301	COLUMBIA 20/20	02/05/1991	Active	20	0	1	-1	-4.76%	21	34	3			N	SC	2		
	Exc Award (06/30/2023, 06/30/2024)																	
9992	COLUMBIA HOST	03/22/1922	Active	13	0	1	-1	-7.14%	14	49	0			N	M,SC	0		
41885	COLUMBIA ROCKBRIDGE	10/21/1982	Active	25	0	0	0	0.00%	25		6			N	M,SC	6		
	Exc Award (06/30/2018, 06/30/2023)																	
9995	FAYETTE	11/22/1954	Active	5	0	0	0	0.00%	5		8		14		P,M,VP,SC	23		
9996	GLASGOW	04/23/1962	Active	50	3	6	-3	-5.66%	52	14	6		12	R	M,VP,SC	24+		
	Exc Award (06/30/2022)																	
10000	HANNIBAL	08/25/1920	Active(1)	58	4	1	3	5.45%	54	5	0			N	M,SC	24+		
10001	HARRISBURG	10/15/1973	Active	22	1	5	-4	-15.38%	25	3	8		None		P,M,VP,SC	18	\$500.00	
30258	HARTSBURG	02/24/1975	Active	21	0	2	-2	-8.70%	23	34	6		8	R	P,T,M,VP,SC	24+		
9870	HARVESTER	11/23/1970	Active	30	3	2	1	3.45%	29	14	0		2	R	SC	0	\$2,710.00	
	Exc Award (06/30/2018, 06/30/2022)																	
56226	HIGBEE	11/09/1994	Active	13	0	0	0	0.00%	13		37		2	R	S,M,VP,SC	N/R		
30001	HIGH HILL	12/09/1974	Cancelled(6*)	0	0	6	-6	-100.00%	6	34	3		None		P,S,T,M,VP SC	N/R		
10003	HUNTSVILLE	04/04/1956	Active	27	0	2	-2	-6.90%	28	2	3		2	R	P,M,SC	24+		
9943	JONESBURG	12/15/1949	Active	50	0	0	0	0.00%	50		13		None		P,S,T,M,VP SC	24+		
43471	KAHOKA	02/21/1984	Active	6	0	0	0	0.00%	7		11	1	None		P,S,T,M,VP SC	N/R	90+ Days	



Club Health Assessment for District 26 M3 through March 2025

			Status	Membership							Reports					Finance		LCIF
Club Number	Club Name	Charter Date		Current Member Count	YTD Members Added	YTD Members Dropped	YTD Net Growth	YTD Net Growth%	Member Count 12 Months Ago	Avg. length of service for dropped members	Months Since Last MMR ***	Yrs. Since Last Officer Report	President Rotation	Vice President Reported ****	Months Since Last Activity Report ***	Account Balance	Donations for current Fiscal Year	
			Number of times on status quo within last two years	If below 15 members appears					If net loss is greater than 20% appears			If no report in 3 months appears in	When more than one year appears in	Number of repeat terms	Notes the officers that do not have an active	If no report at 12 months appears in red		
117696	KIRKSVILLE	09/04/2012	Active(1)	5	0	0	0	0.00%	5		22		2	T,M,VP,SC	24+	90+ Days		
10007	LA GRANGE	02/25/1971	Active	33	7	1	6	22.22%	27	27	0		2	VP	12			
Exc Award (06/30/2022)																		
87846	LAKE ST LOUIS	04/21/2005	Active	19	2	4	-2	-9.52%	21	20	4			N	SC	24+	\$1,300.00	
10009	LOUISIANA	09/02/1959	Active	18	6	3	3	20.00%	16	13	0				M,VP,SC	0	\$310.00	
10011	MACON	02/11/1937	Active	20	0	1	-1	-4.76%	22	41	0		5		M,VP,SC	N/R		
10012	MADISON	11/01/1958	Active	17	3	1	2	13.33%	10	0	0		2	R	P,T,M,SC	24+		
53144	MEXICO NOON	05/22/1992	Active	24	2	0	2	9.09%	24		1			N	P,M,SC	13	\$600.00	
9949	MIDDLETOWN	10/07/1971	Active	17	0	0	0	0.00%	18		10		2	R	P,T,M,VP,SC	N/R		
10019	MOBERLY	02/27/1948	Active	13	0	0	0	0.00%	13		7		11	R	P,M,SC	N/R	\$150.00	
10020	MONROE CITY	03/27/1931	Active	17	0	0	0	0.00%	17		35				T,M,VP,SC	N/R		
9951	MONTGOMERY CITY	10/21/1969	Active	17	0	0	0	0.00%	16		9		13	N	M,SC	24+		
Exc Award (06/30/2022)																		
47248	MOSCOW MILLS	04/29/1987	Active	39	5	6	-1	-2.50%	47	13	3			IP	M,VP,SC	4	\$600.00	
Exc Award (06/30/2018)																		
9954	NEW FLORENCE	10/19/1950	Active	9	0	0	0	0.00%	9		0		18		M,VP,SC	N/R		
10021	NEW FRANKLIN	03/04/1955	Active	6	0	0	0	0.00%	6		4	1	None		P,S,T,M,VP SC	24+	90+ Days	
10022	NEW LONDON	11/16/1964	Active	17	0	0	0	0.00%	18		11		3	R	P,M,VP,SC	N/R		
9881	O FALLON	10/20/1955	Active	22	2	1	1	4.76%	25	6	4		None		P,M,VP,SC	24+		
150537	OFallon Titans	04/18/2022	Active	25	0	0	0	0.00%	24		8			R	M	24+	90+ Days	
37037	PARIS	05/03/1979	Active	10	0	5	-5	-33.33%	15	30	0		7		P,S,T,M,VP SC	N/R		
41323	PERRY	05/10/1982	Active(1)	15	4	3	1	7.14%	14	3	0		5		T,M,VP,SC	24+	90+ Days	
10026	PILOT GROVE	12/02/1946	Active	19	0	0	0	0.00%	19		17		10	R	S,M,VP,SC	24+		
10028	PRAIRIE HOME	09/23/1970	Active	19	0	3	-3	-13.64%	22	3	0		2	R	M,SC	24+		
Exc Award (06/30/2022)																		
39269	SHELBINA	01/09/1981	Active(1)	4	0	0	0	0.00%	4		22	1	None		P,S,T,M,VP SC	24+	90+ Days	



Club Health Assessment for District 26 M3 through March 2025

Club Number	Club Name	Charter Date	Status	Membership							Reports					Finance	LCIF
				Current Member Count	YTD Members Added	YTD Members Dropped	YTD Net Growth	YTD Net Growth%	Member Count 12 Months Ago	Avg. length of service for dropped members	Months Since Last MMR ***	Yrs. Since Last Officer Report	President Rotation	Vice President Reported ****	Months Since Last Activity Report ***	Account Balance	Donations for current Fiscal Year
			Number of times on status quo within last two years	If below 15 members appears				If net loss is greater than 20% appears			If no report in 3 months appears	When more than one year appears in	Number of repeat terms	Notes the officers that do not have an active	If no report at 12 months red		
9889	ST CHARLES	06/29/1954	Active	32	3	5	-2	-5.88%	34	16	4		2	R	VP,SC	5	\$4,100.00
	Exc Award (06/30/2022, 06/30/2023)																
64412	ST CHARLES FIRST CAPITOL	06/18/2001	Active	95	3	8	-5	-5.00%	99	10	1			N		0	\$3,000.00
	Exc Award (06/30/2017, 06/30/2023, 06/30/2024)																
9905	ST PETERS	03/13/1968	Active	29	1	3	-2	-6.45%	29	8	0		2	R	SC	3	\$800.00
	Exc Award (06/30/2023)																
48713	TROY	06/20/1988	Active	8	0	1	-1	-11.11%	10	1	4			N	M,SC	4	
9969	WARRENTON	11/13/1962	Active	15	2	0	2	15.38%	15		1		9		T,M,VP,SC	24+	
	Exc Award (06/30/2018)																
9912	WENTZVILLE	01/24/1962	Active	20	0	0	0	0.00%	20		11		2	R	M,SC	6	\$550.00
129236	Wentzville Outreach	10/18/2016	Active	11	2	2	0	0.00%	10	4	0		8		VP,SC	7	
9973	WRIGHT CITY	07/11/1960	Active	32	1	2	-1	-3.03%	32	34	1			N	M,VP	1	

Clubs Cancelled Previous Fiscal Year – Clubs Cancelled within last 12 months may be reinstated

Club Number	Club Name	Charter Date	Current Status*	Cancellation Date
43727	MONROE COUNTY	04/19/1984	Cancelled(6*)	02/29/2024
119824	St. Charles County	06/28/2013	Cancelled(8*)	12/29/2023

Current Total Clubs Count	YTD New Clubs Count	YTD Cancelled Clubs Count	YTD Net Club Gain	Current Total Members Count	YTD Add	YTD Drop	YTD Net Growth	YTD Net Growth %	Member Count 12 Months Ago	Average Member Count Per Club	% of Clubs with less than 20 members	% No MMR in 3 Months	% No Officer Report in 12 Months	% of Clubs with balance 90+ days	Number of Clubs in Status Quo	% Status Quo Clubs in Financial Suspension	Number of Cancelled Clubs	Average Cancelled Club Age	Members Lost Due to Cancellation	% of Clubs Cancelled for Non-Financial Reasons
48	0	2	-2	1,045	56	83	-27	-2.52%	1,078	22	54%	63%	6%	13%	0	0%	2	54	12	50%

* - P - Priority Club. Cancellation Reasons: 1-Objectives/conduct, 2-Non-active club, 5-Non-existing club, 6-Disbanding, 7-Merger, 8-Financial Suspension, 9-District/Multiple District Dues.


** - Abbreviation: P-President, S-Secretary, T-Treasurer, M-Member Chairperson, VP-First Vice President, MC-Communications Chairperson, SC-Service Chairperson

*** - Abbreviation: N/R - Never reported using the Lions Clubs website, N/A - Not applicable, No password registered for the Lions Clubs website.

**** - Abbreviation: N - New, IP - Immediate Past, R - Repeat.




Club Health Assessment for District 26 M4 through March 2025

			Status	Membership							Reports					Finance		LCIF
Club Number	Club Name	Charter Date		Current Member Count	YTD Members Added	YTD Members Dropped	YTD Net Growth	YTD Net Growth%	Member Count 12 Months Ago	Avg. length of service for dropped members	Months Since Last MMR ***	Yrs. Since Last Officer Report	President Rotation	Vice President Reported ****	Months Since Last Activity Report ***	Account Balance	Donations for current Fiscal Year	
			Number of times on status quo within last two years	If below 15 members appears					If net loss is greater than 20% appears		If no report in 3 months appears in	When more than one year appears in	Number of repeat terms	Notes the officers that do not have appears in an active	If no report at 12 months red			
Clubs more than two years old																		
110779	ALBANY	04/08/2011	Active	19	2	0	2	11.76%	21		2		5	R	SC	1		\$25.00
Exc Award (06/30/2021)																		
10156	AMITY	05/01/1953	Active	11	1	0	1	10.00%	11		1		None		P,T,M,VP,SC	12		
44356	BRAYMER	11/26/1984	Active	23	0	1	-1	-4.17%	23	1	7		13		P,M,VP,SC	5		
9979	BROOKFIELD	09/09/1940	Active	40	0	2	-2	-4.76%	43	4	0				M,VP,SC	24+		
9981	BRUNSWICK	08/28/1940	Active	9	0	0	0	0.00%	8		7		4		P,T,M,VP,SC	24+		
9987	CARROLLTON	05/04/1922	Active	36	3	5	-2	-5.26%	38	20	1			IP	SC	6		\$110.00
Exc Award (06/30/2023)																		
9990	CHILLICOTHE	05/11/1938	Active	15	0	2	-2	-11.76%	17	49	2		7	R	P,T,SC	0		
10160	CLARKSDALE	09/23/1965	Active	24	2	1	1	4.35%	21	20	2			N	M,SC	24+		\$400.00
10166	FAIRPORT	10/17/1960	Active	22	1	0	1	4.76%	22		1				M,VP,SC	23		
10167	FAUCETT	03/11/1971	Active	17	0	3	-3	-15.00%	20	3	5		6		VP,SC	24		
10168	FOREST CITY	11/03/1971	Active	11	0	0	0	0.00%	11		6		4		P,S,T,M,VP,SC	N/R		
10169	GALLATIN	02/07/1945	Active	9	0	0	0	0.00%	9		21	1	None		P,S,T,M,VP,SC	N/R		
10170	GALT	04/06/1962	Active	11	0	0	0	0.00%	11		6		5		P,M,VP,SC	24+		
10172	GENTRY	12/18/1950	Active	9	0	1	-1	-10.00%	11	25	4		2		P,T,M,VP,SC	18		
10173	GOWER	05/27/1955	Active	21	0	2	-2	-8.70%	23	10	0				M,VP,SC	23	90+ Days	
10174	GRAHAM	06/27/1955	Active	20	1	1	0	0.00%	25	3	0				P,M,VP,SC	24+		
36701	GRANT CITY	03/21/1979	Active	20	0	3	-3	-13.04%	24	3	5			N	M,SC	10		
9997	GREEN CASTLE	04/09/1964	Active	33	4	0	4	13.79%	30		5		2		P,M,VP,SC	8		
49411	GREEN CITY	04/14/1989	Active	15	0	1	-1	-6.25%	16	36	1			N	P,T,M,SC	4		
9999	HALE	10/20/1949	Active	28	6	2	4	16.67%	25	5	7			N	P,M,VP,SC	20		
10175	HAMILTON	07/01/1960	Active	26	1	7	-6	-18.75%	32	10	2			N		7		\$300.00
Exc Award (06/30/2017, 06/30/2023, 06/30/20)																		
10176	HELENA	02/18/1965	Active	24	7	1	6	33.33%	18	59	3			N	P	24+		



Club Health Assessment for District 26 M4 through March 2025

			Status	Membership							Reports					Finance		LCIF
Club Number	Club Name	Charter Date		Current Member Count	YTD Members Added	YTD Members Dropped	YTD Net Growth	YTD Net Growth%	Member Count 12 Months Ago	Avg. length of service for dropped members	Months Since Last MMR ***	Yrs. Since Last Officer Report	President Rotation	Vice President Reported ****	Months Since Last Activity Report ***	Account Balance	Donations for current Fiscal Year	
			Number of times on status quo within last two years	If below 15 members appears				If net loss is greater than 20% appears			If no report in 3 months appears in	When more than one year appears in	Number of repeat terms		Notes the officers that do not have an active	If no report at 12 months appears in red		
10178	JAMESON	09/10/1952	Active	22	0	0	0	0.00%	22		6		8		P,S,T,M,VP SC	24+	90+ Days	
10179	JAMESPORT	09/17/1946	Active	15	1	0	1	7.14%	14		0		3	N	P,M,SC	22		
10242	KEARNEY	06/15/1950	Active	19	0	2	-2	-9.52%	21	8	0				M,VP,SC	12		
10004	KEYTESVILLE	06/28/1940	Active	11	2	2	0	0.00%	11	9	3		2		M,VP,SC	16		
10180	KING CITY	10/14/1963	Active(1)	16	3	0	3	23.08%	16		2			N	M,SC	24+		
10181	LAREDO	04/01/1960	Active	8	0	0	0	0.00%	7		6		3		P,M,VP,SC	22		\$25.00
10010	LUDLOW	10/28/1952	Active	13	1	1	0	0.00%	15	17	3		3	R	M,VP,SC	9		
10013	MARCELINE	05/16/1946	Active(1)	7	0	1	-1	-12.50%	9	1	3		5	N		16		\$450.00
10183	MARYVILLE HOST	04/06/1939	Active	80	9	8	1	1.27%	81	19	0			N	M,SC	3		\$1,000.00
Exc Award (06/30/2023)																		
45494	MARYVILLE PRIDE	11/21/1985	Active	37	4	0	4	12.12%	34		6			N	M,VP,SC	5	\$1,270.00	
Exc Award (06/30/2016, 06/30/2018, 06/30/2020)																		
10014	MEADVILLE	01/30/1967	Active	36	0	0	0	0.00%	36		7				P,M,VP,SC	24		
10016	MENDON	01/04/1961	Active	12	2	0	2	20.00%	10		2			N	P,T,M,SC	24+		
10024	NORBORNE	05/19/1955	Active	39	5	1	4	11.43%	37	39	1				P,M,VP,SC	23	\$750.00	
67318	PATTONSBURG	02/17/2003	Active	8	0	0	0	0.00%	8		6				P,S,T,M,VP SC	24+		
10191	PICKERING	11/29/1962	Active	12	1	0	1	9.09%	10		9		3	R		7	\$400.00	
10192	PLATTE CITY	01/22/1940	Active(1)	11	0	2	-2	-15.38%	13	5	6				T,M,VP,SC	17	\$1,250.00	
10030	SALISBURY	04/21/1965	Active	20	4	0	4	25.00%	17		0		2	N	M,VP,SC	3		
10203	SAVANNAH	01/24/1949	Active	14	0	0	0	0.00%	14		9			N		10		
62159	SMITHVILLE	06/22/1999	Active	9	1	1	0	0.00%	8	22	0		3		M,VP,SC	24+	90+ Days	
10200	ST JOSEPH EAST SIDE	09/29/1965	Active	27	2	2	0	0.00%	28	17	2			N		0	\$1,000.00	
Exc Award (06/30/2017, 06/30/2019, 06/30/2020)																		
10199	ST JOSEPH HOST	04/27/1938	Active	35	0	0	0	0.00%	35		7			N	M,SC	24+	\$2,000.00	
10202	ST JOSEPH SOUTH SIDE	09/02/1942	Active	24	1	1	0	0.00%	24	28	0			N	SC	7	\$3,603.92	
10207	TARKIO	03/06/1968	Cancelled(6*)	0	0	0	0	0.00%	17		9	1	None		P,S,T,M,VP SC	N/R		



Club Health Assessment for District 26 M4 through March 2025

Club Number	Club Name	Charter Date	Status	Membership							Reports					Finance	LCIF
				Current Member Count	YTD Members Added	YTD Members Dropped	YTD Net Growth	YTD Net Growth%	Member Count 12 Months Ago	Avg. length of service for dropped members	Months Since Last MMR ***	Yrs. Since Last Officer Report	President Rotation	Vice President Reported ****	Months Since Last Activity Report ***	Account Balance	Donations for current Fiscal Year
			Number of times on status quo within last two years	If below 15 members appears				If net loss is greater than 20% appears			If no report in 3 months appears	When more than one year appears in	Number of repeat terms	Notes the officers that do not have an active	If no report at 12 months appears in red		
10208	TRENTON	06/28/1938	Active	19	0	0	0	0.00%	19		6		2	M,VP,SC	24+	90+ Days	
47381	UNIONVILLE	05/27/1987	Active	27	2	0	2	8.00%	25		2			R SC	7		
10210	WESTBORO	03/22/1948	Active(1)	13	0	0	0	0.00%	8		2			R P,M,VP,SC	24		
10211	WESTON	11/03/1965	Active	8	1	1	0	0.00%	8	36	0			VP,SC	17		\$100.00

Clubs Cancelled Previous Fiscal Year – Clubs Cancelled within last 12 months may be reinstated

Club Number	Club Name	Charter Date	Current Status*	Cancellation Date
51384	GALLATIN LAKE VIKING	03/06/1991	Cancelled(8*)	12/29/2023
10247	LIBERTY	04/18/1938	Cancelled(8*)	06/29/2024
10185	MOUND CITY	09/11/1950	Cancelled(8*)	06/29/2024

Current Total Clubs Count	YTD New Clubs Count	YTD Cancelled Clubs Count	YTD Net Club Gain	Current Total Members Count	YTD Add	YTD Drop	YTD Net Growth	YTD Net Growth %	Member Count 12 Months Ago	Average Member Count Per Club	% of Clubs with less than 20 members	% No MMR in 3 Months	% No Officer Report in 12 Months	% of Clubs with balance 90+ days	Number of Clubs in Status Quo	% Status Quo Clubs in Financial Suspension	Number of Cancelled Clubs	Average Cancelled Club Age	Members Lost Due to Cancellation	% of Clubs Cancelled for Non-Financial Reasons
48	0	1	-1	985	67	54	13	1.34%	1,006	21	54%	50%	2%	8%	0	0%	1	249	0	-200%

* - P - Priority Club. Cancellation Reasons: 1-Objectives/conduct, 2-Non-active club, 5-Non-existing club, 6-Disbanding, 7-Merger, 8-Financial Suspension, 9-District/Multiple District Dues.

** - Abbreviation: P-President, S-Secretary, T-Treasurer, M-Member Chairperson, VP-First Vice President, MC-Communications Chairperson, SC-Service Chairperson

*** - Abbreviation: N/R - Never reported using the Lions Clubs website, N/A - Not applicable, No password registered for the Lions Clubs website.

**** - Abbreviation: N - New, IP - Immediate Past, R - Repeat.



Club Health Assessment for District 26 M5 through March 2025

			Status	Membership							Reports					Finance		LCIF
Club Number	Club Name	Charter Date		Current Member Count	YTD Members Added	YTD Members Dropped	YTD Net Growth	YTD Net Growth%	Member Count 12 Months Ago	Avg. length of service for dropped members	Months Since Last MMR ***	Yrs. Since Last Officer Report	President Rotation	Vice President Reported ****	Months Since Last Activity Report ***	Account Balance	Donations for current Fiscal Year	
			Number of times on status quo within last two years	If below 15 members appears				If net loss is greater than 20% appears			If no report in 3 months appears in	When more than one year appears in	Number of repeat terms	Notes the officers that do not have an active	If no report at 12 months appears in red			
Clubs more than two years old																		
10095	ADRIAN	05/16/1950	Active	41	1	1	0	0.00%	41	51	6			N	M,SC	5		
10213	ALMA	04/29/1953	Active	26	1	2	-1	-3.70%	27	40	0			N	T,M,VP,SC	4		
46138	BELTON BEL RAY SUNRISE	05/05/1986	Active	14	0	0	0	0.00%	14		13		2	N	S,SC	4	\$100.00	
10100	BELTON HOST	10/30/1953	Active	17	0	0	0	0.00%	17		8			R	M,SC	5	\$850.00	
Exc Award (06/30/2017, 06/30/2019, 06/30/20																		
10102	BUTLER	03/14/1938	Active	31	0	0	0	0.00%	31		7		3	R	P,M,VP,SC	6		
10218	CONCORDIA	03/28/1938	Active	82	8	0	8	10.81%	76		3			N	M,SC	1		
10219	CORDER	09/13/1954	Active	19	0	2	-2	-9.52%	21	5	0			N	P,M,SC	0	\$100.00	
10109	CREIGHTON	03/13/1959	Active	13	0	2	-2	-13.33%	15	33	6		4	R	P,T,M,SC	3	90+ Days	
10224	GRANDVIEW	08/01/1950	Active	10	0	0	0	0.00%	10		6		4	R	M,SC	2		
10119	HARRISONVILLE	03/25/1938	Active	18	1	1	0	0.00%	18	26	2		2		M,VP,SC	2	\$200.00	
Exc Award (06/30/2023)																		
10228	HIGGINSVILLE	09/01/1928	Active	31	2	2	0	0.00%	30	4	0				VP	3	\$2,000.00	
36700	HUME	03/07/1979	Active	3	0	0	0	0.00%	3		8		4	R	P,S,T,M,VP SC	1		
10230	INDEPENDENCE EASTVIEW	08/01/1960	Active	10	0	0	0	0.00%	10		0		3		M,VP,SC	1		
10229	INDEPENDENCE HOST	11/14/1939	Active	15	0	0	0	0.00%	15		6		2	R	M,SC	6		
40358	INDEPENDENCE NOLAND ROAD	09/15/1981	Active(1)	12	1	2	-1	-7.69%	13	24	3		5	R	M,VP,SC	0	\$100.00	
107874	KANSAS CITY BROOKSIDE WALDO	03/25/2010	Cancelled(8*)	0	0	7	-7	-100.00%	7	14	3		None		P,S,T,M,VP SC	4	90+ Days	
10240	KANSAS CITY RED BRIDGE	06/10/1960	Active	32	3	2	1	3.23%	33	16	0			IP		0	\$1,200.00	
Exc Award (06/30/2023, 06/30/2024)																		
77756	KANSAS CITY WORLD OUTREACH	10/30/2003	Active	40	1	6	-5	-11.11%	45	7	2		2	R	M,SC	3	\$1,720.00	
Exc Award (06/30/2016, 06/30/2017, 06/30/20																		
10243	KNOB NOSTER	08/29/1950	Active	27	0	1	-1	-3.57%	30	1	1			N		6	\$325.00	
44824	LAKE WINNEBAGO	04/03/1985	Active	37	9	3	6	19.35%	32	2	0			N		0	\$2,250.00	



Club Health Assessment for District 26 M5 through March 2025

			Status		Membership						Reports					Finance		LCIF		
Club Number	Club Name	Charter Date			Current Member Count	YTD Members Added	YTD Members Dropped	YTD Net Growth	YTD Net Growth%	Member Count 12 Months Ago	Avg. length of service for dropped members	Months Since Last MMR ***	Yrs. Since Last Officer Report	President Rotation	Vice President Reported ****	Months Since Last Activity Report ***	Account Balance	Donations for current Fiscal Year		
			Number of times on status quo within last two years		If below 15 members appears				If net loss is greater than 20% appears			If no report in 3 months appears in	When more than one year appears in	Number of repeat terms		Notes the officers that do not have an active	If no report at 12 months appears in red			
10245	LEES SUMMIT	11/18/1953	Active		9	0	1	-1	-10.00%	10	26	0		2	R	T,M,SC	7	90+ Days		
10233	LEETON	04/25/1961	Active(1)		12	2	0	2	20.00%	10		7			N	M,SC	5			
10246	LEXINGTON	09/19/1930	Active		10	1	1	0	0.00%	10	48	0		9	R	M,SC	3			
10249	MARSHALL	01/21/1938	Active		18	1	0	1	5.88%	17		1				M,VP,SC	3		\$5,100.00	
10250	MAYVIEW	12/12/1955	Active		23	1	0	1	4.55%	21		0		2	R		4		\$760.00	
Exc Award (06/30/2023, 06/30/2024)																				
47086	MIAMI	03/27/1987	Active		19	0	1	-1	-5.00%	20	8	2			N	T,M,VP,SC	2	90+ Days		
42060	NELSON	12/13/1982	Active		15	0	0	0	0.00%	15		7		14	R	P,M,VP,SC	0			
10132	NEVADA	02/20/1924	Active		35	5	5	0	0.00%	35	19	0				VP,SC	3		\$200.00	
10253	ORRICK	10/17/1950	Active		37	2	0	2	5.71%	39		4			N		1		\$200.00	
Exc Award (06/30/2023)																				
10134	PECULIAR	01/16/1958	Active		23	1	7	-6	-20.69%	27	8	2		3	N	T,M,SC	3	90+ Days		
10135	PLEASANT HILL	12/04/1958	Active		7	0	1	-1	-12.50%	8	43	6		8		P,M,VP,SC	2			
10137	RAYMORE	03/06/1968	Active		14	0	0	0	0.00%	14		8			R	S	2			
10139	ROCKVILLE	10/01/1959	Active(3)		12	0	0	0	0.00%	12		8		9		P,T,M,VP,SC	3			
10256	SEDALIA	01/14/1938	Active		54	3	2	1	1.89%	63	1	0			N	SC	1		\$635.00	
10257	SEDALIA STATE FAIR	02/23/1973	Active		11	3	0	3	37.50%	8		5			N	SC	7	\$350.00		
10148	URICH	10/12/1950	Active		28	28	0	28	100.00%	0		6				P,M,VP,SC	1			
10260	WARRENSBURG	08/27/1937	Active		32	3	3	0	0.00%	32	6	0			N	P,VP,SC	0	\$500.00		
39866	WAVERLY	05/18/1981	Active		17	0	1	-1	-5.56%	18	9	8			IP	M,SC	8	\$50.00		
10261	WELLINGTON	09/21/1950	Active		9	0	0	0	0.00%	9		8		2		M,VP,SC	4			
Current Total Clubs Count	YTD New Clubs Count	YTD Cancelled Clubs Count	YTD Net Club Gain	Current Total Members Count	YTD Add	YTD Drop	YTD Net Growth	YTD Net Growth %	Member Count 12 Months Ago	Average Member Count Per Club	% of Clubs with less than 20 members	% No MMR in 3 Months	% No Officer Report in 12 Months	% of Clubs with balance 90+ days	Number of Clubs in Status Quo	% Status Quo Clubs in Financial Suspension	Number of Cancelled Clubs	Average Cancelled Club Age	Members Lost Due to Cancellation	% of Clubs Cancelled for Non-Financial Reasons
38	0	1	-1	863	77	53	24	2.86%	856	23	58%	53%	0%	8%	0	0%	1	15	7	0%



Club Health Assessment for District 26 M5 through March 2025

			Status	Membership							Reports					Finance	LCIF
Club Number	Club Name	Charter Date		Current Member Count	YTD Members Added	YTD Members Dropped	YTD Net Growth	YTD Net Growth%	Member Count 12 Months Ago	Avg. length of service for dropped members	Months Since Last MMR ***	Yrs. Since Last Officer Report	President Rotation	Vice President Reported ****	Months Since Last Activity Report ***	Account Balance	Donations for current Fiscal Year
			Number of times on status quo within last two years	If below 15 members appears				If net loss is greater than 20% appears			If no report in 3 months appears in	When more than one year appears in	Number of repeat terms	Notes the officers that do not have an active	If no report at 12 months appears in red		

* - P - Priority Club. Cancellation Reasons: 1-Objectives/conduct, 2-Non-active club, 5-Non-existing club, 6-Disbanding, 7-Merger, 8-Financial Suspension, 9-District/Multiple District Dues.
** - Abbreviation: P-President, S-Secretary, T-Treasurer, M-Member Chairperson, VP-First Vice President, MC-Communications Chairperson, SC-Service Chairperson
*** - Abbreviation: N/R - Never reported using the Lions Clubs website, N/A - Not applicable, No password registered for the Lions Clubs website.
**** - Abbreviation: N - New, IP - Immediate Past, R - Repeat.



Club Health Assessment for District 26 M6 through March 2025

			Status	Membership							Reports					Finance		LCIF
Club Number	Club Name	Charter Date		Current Member Count	YTD Members Added	YTD Members Dropped	YTD Net Growth	YTD Net Growth%	Member Count 12 Months Ago	Avg. length of service for dropped members	Months Since Last MMR ***	Yrs. Since Last Officer Report	President Rotation	Vice President Reported ****	Months Since Last Activity Report ***	Account Balance	Donations for current Fiscal Year	
			Number of times on status quo within last two years	If below 15 members appears					If net loss is greater than 20% appears			If no report in 3 months appears in	When more than one year appears in	Number of repeat terms	Notes the officers that do not have an active	If no report at 12 months appears in red		
Clubs less than two years old																		
154794	Ozarks Future Hope	06/30/2023	Active	9	2	0	2	28.57%	13		2		3	N	M,SC	1		\$50.00
Clubs more than two years old																		
37631	ARCOLA	10/30/1979	Active	14	0	0	0	0.00%	14		1		5	R	P,T,M,SC	1		
10099	AURORA	01/14/1942	Active	18	3	0	3	20.00%	15		0			N	M,SC	4		
Exc Award (06/30/2016)																		
10262	AVA	11/29/1937	Active	7	0	0	0	0.00%	7		13			N	VP,SC	0		
Exc Award (06/30/2018)																		
10265	BLUE EYE	10/16/1972	Active(1)	10	10	9	1	11.11%	9	14	0		3	R	M,SC	3		
10267	BRANSON HOLLISTER	10/26/1954	Active	60	12	10	2	3.45%	57	5	0			N	M,SC	3	90+ Days	\$2,777.72
82698	CARL JUNCTION	06/21/2004	Active	23	3	0	3	15.00%	21		2			N	M	0		\$50.00
110497	CHRISTIAN COUNTY	03/03/2011	Active	17	0	2	-2	-10.53%	26	10	1			N	SC	0		\$940.00
Exc Award (06/30/2023)																		
10271	CONWAY	12/27/1951	Active	16	1	0	1	6.67%	15		0		2	R	P,T,VP,SC	1		
10110	DIAMOND	03/31/1964	Active	9	0	5	-5	-35.71%	13	4	1				M,VP,SC	3	90+ Days	
43728	EAST NEWTON	04/24/1984	Active	11	0	0	0	0.00%	11		33		8		M,VP,SC	0		
10112	EL DORADO SPRINGS	02/26/1962	Active	46	4	2	2	4.55%	40	1	0		None		P,T,M,VP,SC	3	90+ Days	\$40.00
10276	ELKLAND	04/27/1962	Active	10	0	2	-2	-16.67%	12	30	1		4	R	M,SC	1		
10278	FAIR GROVE	03/06/1956	Active	20	2	1	1	5.26%	19	20	0		4		M,VP,SC	0		
10280	FORSYTH	01/24/1951	Cancelled(8*)	0	0	5	-5	-100.00%	5	25	3		None		P,S,T,M,VP SC	24+	90+ Days	
10114	FREISTATT	03/27/1973	Active	25	0	0	0	0.00%	30		9			N	M,SC	0		
10282	GAINESVILLE	08/15/1946	Active	34	3	4	-1	-2.86%	35	17	2			N	P,T,M,VP,SC	0		
10283	GROVESPRING	11/10/1961	Active	11	0	3	-3	-21.43%	8	4	7		6	R	T,M,SC	1		
10284	HALF WAY	01/28/1963	Active	11	0	0	0	0.00%	12		10		2	R	P,T,M,VP,SC	0		
10285	HARTVILLE	10/28/1955	Active	29	0	1	-1	-3.33%	31	3	2			N	SC	0		\$100.00
10286	HERMITAGE	08/30/1955	Active	26	4	3	1	4.00%	23	18	1		2		M,VP,SC	0		



Club Health Assessment for District 26 M6 through March 2025

			Status	Membership							Reports					Finance		LCIF
Club Number	Club Name	Charter Date		Current Member Count	YTD Members Added	YTD Members Dropped	YTD Net Growth	YTD Net Growth%	Member Count 12 Months Ago	Avg. length of service for dropped members	Months Since Last MMR ***	Yrs. Since Last Officer Report	President Rotation	Vice President Reported ****	Months Since Last Activity Report ***	Account Balance	Donations for current Fiscal Year	
			Number of times on status quo within last two years	If below 15 members appears				If net loss is greater than 20% appears			If no report in 3 months appears in	When more than one year appears in	Number of repeat terms	Notes the officers that do not have an active	If no report at 12 months appears in red			
10124	LAMAR	04/05/1963	Active	11	0	0	0	0.00%	11		21			N	S,M,SC	3	90+ Days	
10290	LEBANON HOST	10/28/1930	Active	19	0	3	-3	-13.64%	22	9	3			N	SC	3		
																		\$2,100.00
	Exc Award (06/30/2023)																	
37672	LONG LANE	11/16/1979	Active	13	2	0	2	18.18%	12		7		2	R	P,T,M,VP,SC	2		
10292	LOUISBURG	10/25/1968	Active	38	6	0	6	18.75%	35		5			N	P,M,VP,SC	0		
10127	MARIONVILLE	11/26/1941	Active	14	3	0	3	27.27%	13		5		3	R	S,M,SC	4		
10294	MARSHFIELD	09/30/1931	Active	46	0	2	-2	-4.17%	48	43	1			N	M,SC	1	\$1,210.00	
10128	MILLER	11/14/1950	Active	35	2	2	0	0.00%	36	15	0			R	T,M,VP,SC	5	\$10.00	
	Exc Award (06/30/2023)																	
10129	MONETT	04/23/1946	Active	42	4	5	-1	-2.33%	48	17	1			N	SC	6	\$1,000.00	
107382	MOUNTAIN GROVE	02/01/2010	Active	25	6	1	5	25.00%	20	14	0			N	M,SC	0		
10131	NEOSHO	05/20/1940	Active	26	2	5	-3	-10.34%	30	10	0			N	M,SC	1	\$1,000.00	
10140	SARCOXIE	01/24/1946	Active	14	2	0	2	16.67%	13		1			IP	M,SC	1		
	Exc Award (06/30/2018)																	
10303	SEYMOUR	01/23/1940	Active	26	0	0	0	0.00%	28		10			N	M,SC	1		
10145	SHELL KNOB	11/13/1972	Active	34	4	2	2	6.25%	33	18	0				M,VP,SC	3		
10305	SPRINGFIELD HOST	09/07/1921	Active	28	4	1	3	12.00%	29	22	0			N		0	\$5,650.00	
10147	STOCKTON	08/17/1942	Active	34	9	7	2	6.25%	32	14	1			N	M,SC	0	\$2,000.00	
10289	TABLE ROCK LAKE	03/16/1964	Active	8	0	0	0	0.00%	9		8		4	R	M,SC	1		

Clubs Cancelled Previous Fiscal Year – Clubs Cancelled within last 12 months may be reinstated

Club Number	Club Name	Charter Date	Current Status*	Cancellation Date
10268	BUFFALO	08/16/1951	Cancelled(6*)	04/29/2024
10295	MORRISVILLE	05/17/1972	Cancelled(6*)	11/29/2023



Club Health Assessment for District 26 M6 through March 2025

Club Number Club Name Charter Date			Status		Membership								Reports					Finance		LCIF
					Current Member Count	YTD Members Added	YTD Members Dropped	YTD Net Growth	YTD Net Growth%	Member Count 12 Months Ago	Avg. length of service for dropped members	Months Since Last MMR ***	Yrs. Since Last Officer Report	President Rotation	Vice President Reported ****	Months Since Last Activity Report ***	Account Balance	Donations for current Fiscal Year		
			Number of times on status quo within last two years	If below 15 members appears				If net loss is greater than 20% appears			If no report in 3 months appears in	When more than one year appears in	Number of repeat terms	Notes the officers that do not have an active	If no report at 12 months appears in red					
Current Total Clubs Count	YTD New Clubs Count	YTD Cancelled Clubs Count	YTD Net Club Gain	Current Total Members Count	YTD Add	YTD Drop	YTD Net Growth	YTD Net Growth %	Member Count 12 Months Ago	Average Member Count Per Club	% of Clubs with less than 20 members	% No MMR in 3 Months	% No Officer Report in 12 Months	% of Clubs with balance 90+ days	Number of Clubs in Status Quo	% Status Quo Clubs in Financial Suspension	Number of Cancelled Clubs	Average Cancelled Club Age	Members Lost Due to Cancellation	% of Clubs Cancelled for Non-Financial Reasons
36	0	1	-1	819	88	75	13	1.61%	835	23	50%	33%	0%	11%	0	0%	1	198	5	0%

* - P - Priority Club. Cancellation Reasons: 1-Objectives/conduct, 2-Non-active club, 5-Non-existing club, 6-Disbanding, 7-Merger, 8-Financial Suspension, 9-District/Multiple District Dues.

** - Abbreviation: P-President, S-Secretary, T-Treasurer, M-Member Chairperson, VP-First Vice President, MC-Communications Chairperson, SC-Service Chairperson

*** - Abbreviation: N/R - Never reported using the Lions Clubs website, N/A - Not applicable, No password registered for the Lions Clubs website.

**** - Abbreviation: N - New, IP - Immediate Past, R - Repeat.



Club Health Assessment for District 26 M7 through March 2025

			Status	Membership							Reports					Finance	LCIF
Club Number	Club Name	Charter Date		Current Member Count	YTD Members Added	YTD Members Dropped	YTD Net Growth	YTD Net Growth%	Member Count 12 Months Ago	Avg. length of service for dropped members	Months Since Last MMR ***	Yrs. Since Last Officer Report	President Rotation	Vice President Reported ****	Months Since Last Activity Report ***	Account Balance	Donations for current Fiscal Year
			Number of times on status quo within last two years	If below 15 members appears				If net loss is greater than 20% appears			If no report in 3 months appears in	When more than one year appears in	Number of repeat terms	Notes the officers that do not have an active	If no report at 12 months appears in red		
Clubs more than two years old																	
9916	AUXVASSE	08/07/1950	Active	23	1	3	-2	-8.00%	25	6	5		3	R	SC	7	\$200.00
9922	BRAZITO HONEY CREEK	09/10/1970	Active	32	3	6	-3	-8.57%	33	21	2			N	VP,SC	N/R	
Exc Award (06/30/2019)																	
9923	BRUMLEY	12/21/1972	Active	9	0	0	0	0.00%	9		25	1	None		P,S,T,M,VP SC	24+	90+ Days
9924	CALIFORNIA	01/17/1938	Active	24	0	0	0	0.00%	24		13		None		P,S,T,M,VP SC	24+	90+ Days
9925	CAMDENTON	05/23/1962	Active	4	0	0	0	0.00%	4		17		5		S,T,M,VP,SC	24+	
9928	CHAMOIS	11/14/1949	Active	33	2	0	2	6.45%	39		4		2	R		3	
9929	ELDON	11/17/1928	Active	34	0	0	0	0.00%	35		10				M,VP,SC	5	\$1,500.00
51885	FLORENCE	07/02/1991	Active	6	0	0	0	0.00%	7		9		9		P,S,T,M,VP SC	24+	
9930	FREEBURG	09/17/1965	Active	47	3	2	1	2.17%	46	20	1		4	R	M,VP,SC	24+	
9936	HERMANN	08/18/1930	Active	56	4	3	1	1.82%	60	12	0			N	T,SC	24+	\$2,000.00
Exc Award (06/30/2017, 06/30/2018, 06/30/2019)																	
9937	HOLTS SUMMIT	09/29/1970	Active	19	1	2	-1	-5.00%	20	1	1			N	M	1	
9939	IBERIA	11/24/1969	Active(1)	10	0	0	0	0.00%	10		13		4	R	M,SC	N/R	90+ Days
9940	JAMESTOWN	03/16/1956	Active	31	14	1	13	72.22%	18	51	1				P,T,M,VP,SC	24+	
36698	JEFFERSON CITY BREAKFAST	03/07/1979	Active	10	0	0	0	0.00%	11		8		5	R	M,VP,SC	24+	90+ Days
Exc Award (06/30/2018)																	
57029	JEFFERSON CITY CAPITAL	06/15/1995	Active	9	0	0	0	0.00%	9		11		12	R	S,M,VP	3	\$100.00
9942	JEFFERSON CITY EVENING	11/10/1970	Active	42	3	5	-2	-4.55%	44	17	1			N		1	\$1,000.00
Exc Award (06/30/2017)																	
9941	JEFFERSON CITY HOST	05/29/1925	Active	125	4	4	0	0.00%	130	9	0			N	SC	1	\$680.00
9944	LAKE OZARK	09/07/1950	Active(1)	11	3	6	-3	-21.43%	14	6	3		2		M,VP,SC	24	
9945	LINN	07/17/1942	Active	50	8	2	6	13.64%	44	47	2			N	P,T,M,SC	N/R	
28100	LOHMAN	03/06/1974	Active	14	0	0	0	0.00%	14		3			IP	P,M,SC	0	\$50.00
Exc Award (06/30/2019)																	



Club Health Assessment for District 26 M7 through March 2025

					Membership							Reports					Finance		LCIF	
Club Number	Club Name	Charter Date		Current Member Count	YTD Members Added	YTD Members Dropped	YTD Net Growth	YTD Net Growth%	Member Count 12 Months Ago	Avg. length of service for dropped members	Months Since Last MMR ***	Yrs. Since Last Officer Report	President Rotation	Vice President Reported ****	Months Since Last Activity Report ***	Account Balance	Donations for current Fiscal Year			
			Number of times on status quo within last two years	If below 15 members appears	If net loss is greater than 20% appears						If no report in 3 months appears in	When more than one year appears in	Number of repeat terms		Notes the officers that do not have appears in an active red	If no report at 12 months appears in red				
32611	MILLERSBURG	07/23/1976	Active	24	4	2	2	9.09%	23	10	1		10	R	M,VP,SC	11				
9950	MOKANE	05/11/1950	Active	14	0	0	0	0.00%	14		13	1	None		P,S,T,M,VP SC	24+	90+ Days	\$1,000.00		
9953	NEW BLOOMFIELD	07/06/1950	Active	10	0	0	0	0.00%	11		9		7	R	M,VP,SC	12				
9956	OWENSVILLE	05/08/1947	Active	59	3	1	2	3.51%	60	8	4			N		0		\$4,025.00		
Exc Award (06/30/2017)																				
36802	ROCKY MOUNT	03/30/1979	Active	27	0	1	-1	-3.57%	30	8	3		4	N	SC	3				
Exc Award (06/30/2018)																				
9958	RUSSELLVILLE	10/27/1949	Active(1)	9	0	0	0	0.00%	9		16	1	None		P,S,T,M,VP SC	24+	90+ Days			
9960	STOVER	10/11/1939	Active	4	0	0	0	0.00%	4		24	1	None		P,S,T,M,VP SC	24+	90+ Days			
9966	VERSAILLES	10/08/1937	Active	35	7	4	3	9.38%	32	19	1		2	N	P,M,VP,SC	N/R				
9967	VIENNA	01/26/1951	Active	25	0	0	0	0.00%	25		23		4		T,M,VP,SC	24	90+ Days			
9968	WARDSVILLE	09/10/1964	Active	198	9	8	1	0.51%	197	12	0			N	VP,SC	23				
10313	WARSAW	02/11/1941	Active	33	2	3	-1	-2.94%	34	4	0			IP	M,SC	12				
Exc Award (06/30/2019)																				
9971	WESTPHALIA	08/13/1958	Active	101	0	0	0	0.00%	109		8				P,S,T,M,VP SC	24+				
Current Total Clubs Count	YTD New Clubs Count	YTD Cancelled Clubs Count	YTD Net Club Gain	Current Total Members Count	YTD Add	YTD Drop	YTD Net Growth	YTD Net Growth %	Member Count 12 Months Ago	Average Member Count Per Club	% of Clubs with less than 20 members	% No MMR in 3 Months	% No Officer Report in 12 Months	% of Clubs with balance 90+ days	Number of Clubs in Status Quo	% Status Quo Clubs in Financial Suspension	Number of Cancelled Clubs	Average Cancelled Club Age	Members Lost Due to Cancellation	% of Clubs Cancelled for Non-Financial Reasons
32	0	0	0	1,128	71	53	18	1.62%	1,144	35	41%	63%	13%	25%	0	0%	0	0	0	0%

* - P - Priority Club. Cancellation Reasons: 1-Objectives/conduct, 2-Non-active club, 5-Non-existing club, 6-Disbanding, 7-Merger, 8-Financial Suspension, 9-District/Multiple District Dues.

** - Abbreviation: P-President, S-Secretary, T-Treasurer, M-Member Chairperson, VP-First Vice President, MC-Communications Chairperson, SC-Service Chairperson

*** - Abbreviation: N/R - Never reported using the Lions Clubs website, N/A - Not applicable, No password registered for the Lions Clubs website.

**** - Abbreviation: N - New, IP - Immediate Past, R - Repeat.